

Robust, ultra-flat
centrifugal in-line fans.

HELIOS INLINEVENT®



InlineVent® in-line fans from Helios combine the performance characteristics of centrifugal fans with the benefits of the axial design. The straight-line flow progression enables direct placement in the middle of the ducting systems and simple, cost-effective installation.

HELIOS SLIMVENT



SlimVent centrifugal fans are ideal when there is little installation space in residential, commercial and industrial buildings. They are only a little greater than the duct diameter and are easy to install under suspended ceilings, wall panelling, above and in fitted wardrobes or behind bulkheads.

HELIOS RR AND RRK



Used to carry medium to small air volumes against high resistance. For a number of applications in the residential, commercial and industrial sectors. Available in galvanised sheet steel or corrosion-resistant polymer.

HELIOS ACOUSTIC LINE



SlimVent centrifugal in-line fans with noise insulation and Helios SilentBox® for particularly quiet operation.

Energy-efficient EC version
Ø 100 to 315 mm, $\dot{V} = 360$ to 1850 m³/h.

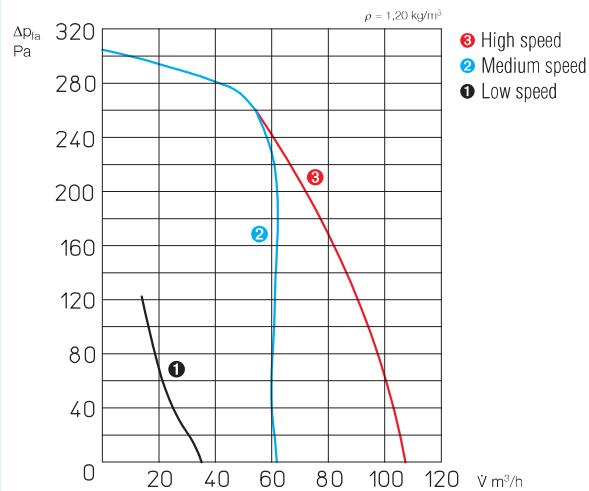
320^{on}

Standard AC types
Ø 100 to 315 mm, $\dot{V} = 250$ to 1260 m³/h.

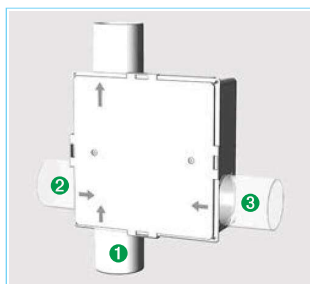
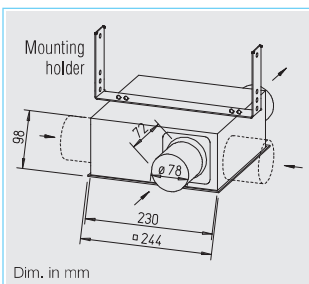
330^{on}

342^{on}

SVV 80



* Performance curve with factory-provided spigot position



Spigot position			Total power
No. 1	No. 2	No. 3	V m³/h
35	45	45	125
65	closed	60	125
closed	45	75	120
50	60	closed	110
110*	closed*	closed*	110*
closed	closed	110	110
closed	100	closed	100

■ The air flow volume varies with the number and position of the intake spigots.

Description

- Exceptionally flat and robust unit from impact resistant polymer. Suitable for ventilation of bathrooms, toilets, etc. in industrial, commercial and domestic applications. Delivered complete with extract and supply connection spigot for standard pipe diameter. For the ventilation of several rooms one or two further intake air spigots can be attached to the casing by removing the blanking covers

- Simply take off cover plate to remove fan unit, leaving the casing in situ.

Impeller

Highly efficient forward curved centrifugal impeller made from high quality polymer.

Motor

Totally enclosed, maintenance-free and energy saving ball bearing motor.

Motor protection

Through thermal overload protection in the winding.

Speed control

Manual three-stage operation by means of DSEL 3. Medium or low speed connectable for continuous operation and switchable by means of DSEL 2.

Electrical connection

Terminal box (IP 55) located on outer casing.

Installation

May be fitted in any position. The removing of the fan unit from its casing allows change or cleaning without removing the casing from the ducting. The inspection flap must be considered.

Protection

When connected to a ducted system protection to IP 54.

Scope of delivery and accessories

SlimVent is supplied with mounting holder. One intake and extract spigot. One or two further intake spigots (accessories Ø 75/80) can be assembled to the casing by removing the blanking cover.

ELS-ZAS Ref. no. 8184

Three speed operation and on/off operation switch.

Convenient flush-mounted speed controller. Cannot be switched in parallel. Installation in flush-mounted gang box.

Dim. mm (WxHxD) 80 x 80 x 23

Type DSEL 3 Ref. no. 1611



Type	Ref. no.	Connection Ø	Air flow volume (FID)	Nominal R.P.M.*	Sound pressure level case breakout*	Sound pressure level intake*	Power consumption*	Current*	Wiring diagram ¹⁾	max. air flow temperature	Weight net approx.
		mm	V m³/h	min ⁻¹	dB(A) in 3m/1m	dB(A) in 3m/1m	W	A	No.	+ °C	kg
Single-phase motor, 230 V, 50 Hz, IP 45											
SVV 80	2660	80	110 / 65 / 35	2710 / 1200 / 650	29/37 18/26 16/24	35/43 24/32 17/25	27 / 20 / 11	0.13 / 0.12 / 0.09	913	40	2.0

* Values are related to the 3 speeds (see performance diagram).

¹⁾ With three speed operation switch DSEL 3. Connection according to wiring diagram no. 914.

Energy-saving EC in-line fans for medium to smaller air flow volumes against high resistances.

Specifically made for in-duct installation. High pressure performance to overcome friction loss, flow deflection losses and aggregate resistances. Universal in application for domestic, commercial and industrial purposes.

Special features

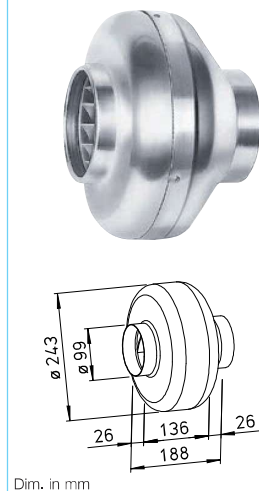
- Highly efficient EC motor for lowest operating costs.
- Less space required and simple site installation of the compact in line design.
- Its simplicity reduces site costs.
- Supply and exhaust air spigots fit all standard circular duct sizes.
- Power adjustment by 100% variable speed control.
- Installation in any position.
- Wide range of accessories.
- Aerodynamically optimized casing design.

Common features RR EC and SVR EC

- Motor**
Energy saving, speed controllable EC-external rotor motors, protection to IP 44 (RR EC IP 54) with highest efficiency. Maintenance-free and interference-free, ball bearing mounted.
- Motor protection**
Integrated electronic temperature monitoring for EC-motor and electronics.
- Installation**
Can be mounted in any position – horizontal, vertical or diagonal – suitable for supply and extract ventilation by correct installation. To minimise the effective noise level it is recommended that the fan is installed as remote as possible from the ventilated space.

RR EC

EC series offering excellent value for money.



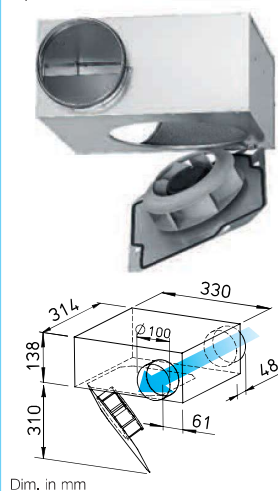
Dim. in mm

Specification RR EC

- Casing**
Robust casing from galvanised sheet steel for harsh operating conditions. Intake and exhaust Spigots on intake and exhaust fit standard ducts.
- Speed control**
Stepless speed control with potentiometer or stepless speed control with universal control system (see table). Duties at different speeds are exemplarily given in the performance curve.
- Electrical connection**
Terminal box (IP 54) located on outer casing.
- Impeller**
Backward curved centrifugal impeller made from polymers. Directly fitted on motor and dynamically balanced as a unit providing low noise levels and high efficiency.
- Protection class**
When installed in intake and exhaust ducting and rainwater penetration is prevented, the fan is rated IP 54.

SVR EC

SlimVent – Exceptionally flat space saving miracle with swing out motor and impeller unit.



Dim. in mm

Specification SVR EC

- Casing**
Flat and robust casing from galvanised sheet steel. Spigots on intake and extract with twin-seal rubber gaskets fit into standard ducts. Particularly service-friendly (cleaning) through swing out motor and impeller unit without disassembly of system components. Space for the swing out facility must be considered.
- Speed control**
Stepless speed control with potentiometer or stepless speed control with universal control system (see table). Duties at different speeds are exemplarily given in the performance curve.
- Electrical connection**
Terminal box (IP 54) fitted to running cable.
- Impeller**
Energy-saving centrifugal impeller with forward curved blades. Dynamically balanced for low noise operation.
- Protection class**
When installed in ducting the fan is rated IP 44.

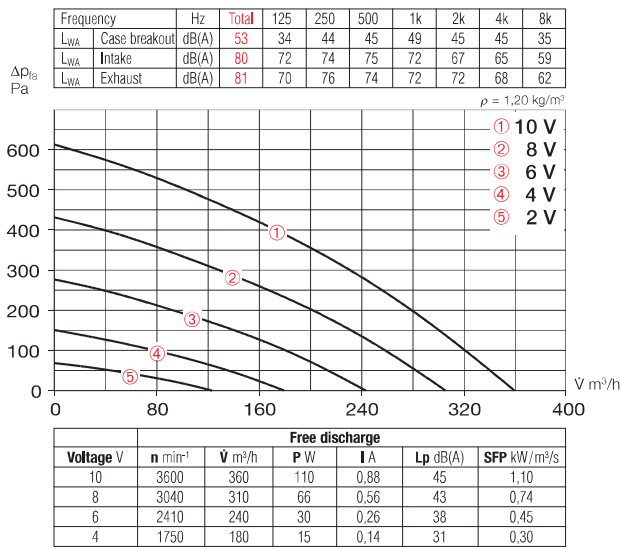
Sound levels

Total sound power levels and the spectrum figures in dB(A) are given for:
– Sound level case breakout
– Sound level intake
– Sound level exhaust
In the table below as well as underneath the performance curve you can find additionally the sound pressure level at 1 m (freefield conditions).

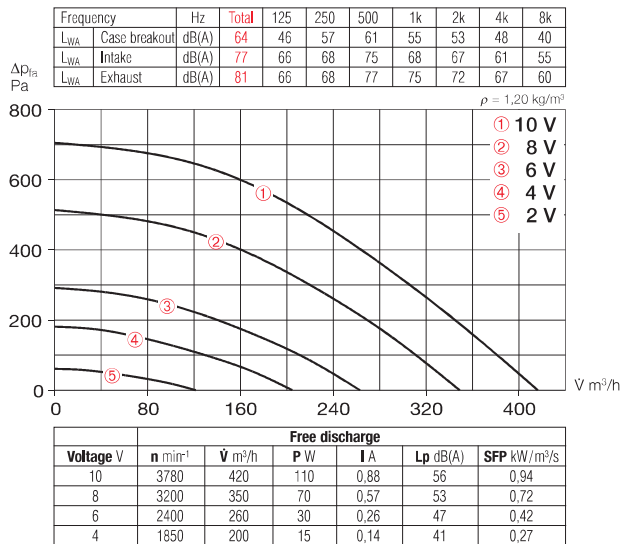
Type	Ref. no.	Connection Ø	Air flow volume (FID)	Nominal R.P.M.	Sound press. case breakout	Power consumption	Current	Wiring diagram	max. air flow temperature	Weight net approx.	Universal control system		Speed-potentiometer flush		Speed-potentiometer surface	
											Type	Ref. no.	Type	Ref. no.	Type	Ref. no.
Type RR EC, 1 Phase motor, 230 V, 50/60 Hz, EC motor, IP 54																
RR EC 100	5804	100	360	3600	45	0.11	0.90	979	60	3.0	EUR EC ¹⁾²⁾	1347	PU 10 ¹⁾	1734	PA 10 ¹⁾	1735
Type SVR EC, 1 Phase motor, 230 V, 50/60 Hz, EC motor, IP 44																
SVR EC 100	6124	100	420	3780	56	0.11	0.88	979	60	6.2	EUR EC ¹⁾²⁾	1347	PU 10 ¹⁾	1734	PA 10 ¹⁾	1735

¹⁾ Several EC fans can normally be connected ²⁾ alternative electronic diff. pressure/Temp. controller (EDR/ETR, no. 1437/1438) or three-stage speed controller (SU/SA, no. 4266/4267), see accessories

RR EC 100



SVR EC 100



Accessory details Page


Filters, heater batteries and attenuators	421 on
Temperature control systems for heater batteries	427, 431 on
Flexible ventilation ducting, grilles, adaptors, roof terminations	487 on
Poppet valves	508 on
Universal control system, electronic controllers, speed-potentiometer	539 on

Accessories

Pipe clamp connectors

Type BM 100 Ref. no. 5075

A quick-fix method for connecting fans to ducting, reducing vibration transmission (1 kit = 2 pieces). When installing leave a little gap between fan and ducting.



Mounting feet for RR EC

Type MK 4 Ref. no. 5824



Gravity shutter

Type VK 100 Ref. no. 0757

Automatic made from white polymer.



Rain repellent grille

Type G 100 Ref. no. 0796

Made from white polymer.

Guard

Type SGR 100 Ref. no. 5063

For intake and exhaust installation on fan, made from powder-coated steel wire.



Backdraught shutter

Type RSKK 100 Ref. no. 5106

Automatic, made from polymer.



Flexible attenuator

Type FSD 100 Ref. no. 0676

Spigotted aluminium attenuator with 50 mm insulation. Length 1 m.



Air filter box

LFBR 100 G4 Ref. no. 8576

LFBR 100 F7 Ref. no. 8530

Air filter with large surface area to be installed in-line with ducting.



Electric heater batteries

EHR-R 0,4/100 0,4 kW No. 8708

In galvanised sheet steel casing.



Temperature control system for electric heater batteries EHR-R

Type EHS Ref. no. 5002



Warm water heater battery

Type WHR 100 Ref. no. 9479

Compact heat exchanger for in-line installation.



Temperature control system for warm water heater battery

Type WHST 300 T38 No. 8817



Energy-saving EC in-line fans for medium to smaller air flow volumes against high resistances.

Specifically made for in-duct installation. High pressure performance to overcome friction loss, flow deflection losses and aggregate resistances. Universal in application for domestic, commercial and industrial purposes.

Special features

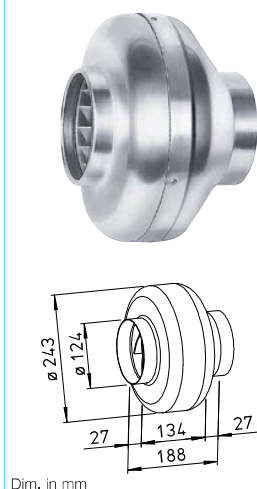
- Highly efficient EC motor for lowest operating costs.
- Less space required and simple site installation of the compact in line design.
- Its simplicity reduces site costs.
- Supply and exhaust air spigots fit all standard circular duct sizes.
- Power adjustment by 100% variable speed control.
- Installation in any position.
- Wide range of accessories.
- Aerodynamically optimized casing design.

Common features RR EC and SVR EC

- **Motor**
Energy saving, speed controllable EC-external rotor motors, protection to IP 44 (RR EC IP 54) with highest efficiency. Maintenance-free and interference-free, ball bearing mounted.
- **Motor protection**
Integrated electronic temperature monitoring for EC-motor and electronics.
- **Installation**
Can be mounted in any position – horizontal, vertical or diagonal – suitable for supply and extract ventilation by correct installation. To minimise the effective noise level it is recommended that the fan is installed as remote as possible from the ventilated space.

RR EC

EC series offering excellent value for money.



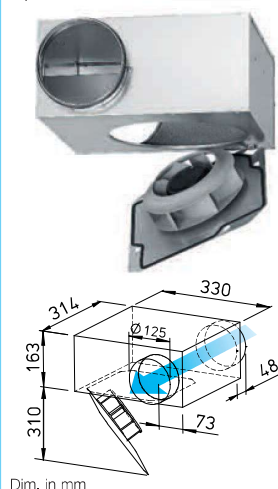
Dim. in mm

Specification RR EC

- **Casing**
Robust casing from galvanised sheet steel for harsh operating conditions. Intake and exhaust Spigots on intake and exhaust fit standard ducts.
- **Speed control**
Stepless speed control with potentiometer or stepless speed control with universal control system (see table). Duties at different speeds are exemplarily given in the performance curve.
- **Electrical connection**
Terminal box (IP 54) located on outer casing.
- **Impeller**
Backward curved centrifugal impeller made from polymers. Directly fitted on motor and dynamically balanced as a unit providing low noise levels and high efficiency.
- **Protection class**
When installed in intake and exhaust ducting and rainwater penetration is prevented, the fan is rated IP 54.

SVR EC

SlimVent – Exceptionally flat space saving miracle with swing out motor and impeller unit.



Dim. in mm

Specification SVR EC

- **Casing**
Flat and robust casing from galvanised sheet steel. Spigots on intake and extract with twin-seal rubber gaskets fit into standard ducts. Particularly service-friendly (cleaning) through swing out motor and impeller unit without disassembly of system components. Space for the swing out facility must be considered.
- **Speed control**
Stepless speed control with potentiometer or stepless speed control with universal control system (see table). Duties at different speeds are exemplarily given in the performance curve.
- **Electrical connection**
Terminal box (IP 54) fitted to running cable.
- **Impeller**
Energy-saving centrifugal impeller with forward curved blades. Dynamically balanced for low noise operation.
- **Protection class**
When installed in ducting the fan is rated IP 44.

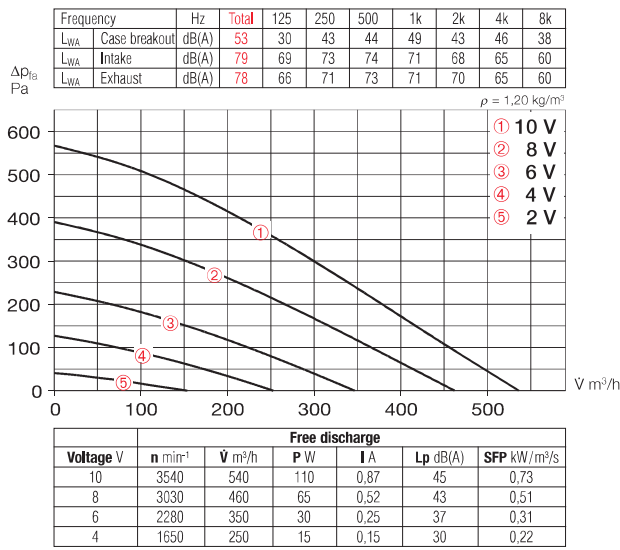
Sound levels

Total sound power levels and the spectrum figures in dB(A) are given for:
– Sound level case breakout
– Sound level intake
– Sound level exhaust
In the table below as well as underneath the performance curve you can find additionally the sound pressure level at 1 m (freefield conditions).

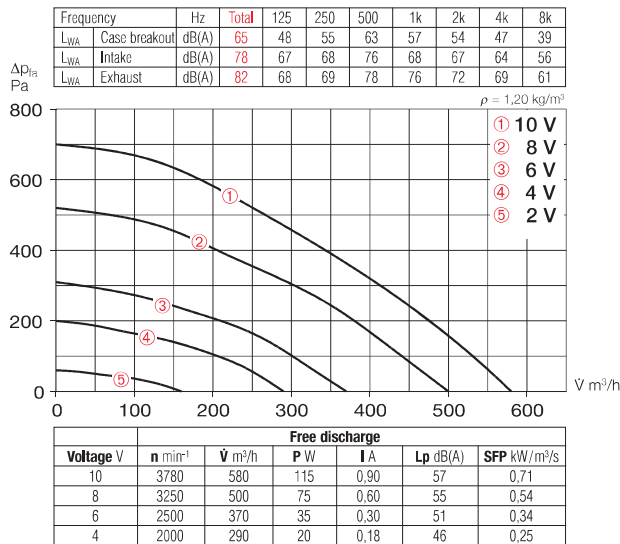
Type	Ref. no.	Connection Ø	Air flow volume (FID)	Nominal R.P.M.	Sound press. case breakout	Power consumption	Current	Wiring diagram	max. air flow temperature	Weight net approx.	Universal control system		Speed-potentiometer flush		Speed-potentiometer surface	
											Type	Ref. no.	Type	Ref. no.	Type	Ref. no.
Type RR EC, 1 Phase motor, 230 V, 50/60 Hz, EC motor, IP 54																
RR EC 125	5789	125	540	3540	45	0.11	0.87	979	60	3.0	EUR EC ¹⁾²⁾	1347	PU 10 ¹⁾	1734	PA 10 ¹⁾	1735
Type SVR EC, 1 Phase motor, 230 V, 50/60 Hz, EC motor, IP 44																
SVR EC 125	2531	125	580	3780	57	0.12	0.90	979	60	5.0	EUR EC ¹⁾²⁾	1347	PU 10 ¹⁾	1734	PA 10 ¹⁾	1735

¹⁾ Several EC fans can normally be connected ²⁾ alternative electronic diff. pressure/Temp. controller (EDR/ETR, no. 1437/1438) or three-stage speed controller (SU/SA, no. 4266/4267), see accessories

RR EC 125



SVR EC 125



Accessory details Page


Filters, heater batteries and attenuators	421 on
Temperature control systems for heater batteries	427, 431 on
Flexible ventilation ducting, grilles, adaptors, roof terminations	487 on
Poppet valves	508 on
Universal control system, electronic controllers, speed-potentiometer	539 on

Accessories

Pipe clamp connectors

Type BM 125 Ref. no. 5076

A quick-fix method for connecting fans to ducting, reducing vibration transmission (1 kit = 2 pieces). When installing leave a little gap between fan and ducting.



Mounting feet for RR EC


Type MK 4 Ref. no. 5824



Gravity shutter

Type VK 125 Ref. no. 0857

Automatic made from white polymer.



Rain repellent grille

Type G 160 Ref. no. 0893

Made from white polymer.

Guard

Type SGR 125 Ref. no. 5064

For intake and exhaust installation on fan, made from powder-coated steel wire.



Backdraught shutter

Type RSKK 125 Ref. no. 5107

Automatic, made from polymer.



Flexible attenuator

Type FSD 125 Ref. no. 0677

Spigotted aluminium attenuator with 50 mm insulation. Length 1 m.



Air filter box

LFBR 125 G4 Ref. no. 8577

LFBR 125 F7 Ref. no. 8531

Air filter with large surface area to be installed in-line with ducting.



Electric heater batteries

EHR-R 0,8/125 0,8 kW No. 8709

EHR-R 1,2/125 1,2 kW No. 9433

– with integrated temp. control

EHR-R 0,8/125 TR 0,8 kW No. 5293

Room or duct sensor required (TFK/TFR, accessories) .



Temperature control system for electric heater batteries EHR-R

Type EHS Ref. no. 5002



Warm water heater battery

Type WHR 125 Ref. no. 9480

Compact heat exchanger for in-line installation.



Temperature control system for warm water heater battery

Type WHST 300 T38 No. 8817

Energy-saving EC in-line fans for medium to smaller air flow volumes against high resistances.

Specifically made for in-duct installation. High pressure performance to overcome friction loss, flow deflection losses and aggregate resistances. Universal in application for domestic, commercial and industrial purposes.

Special features

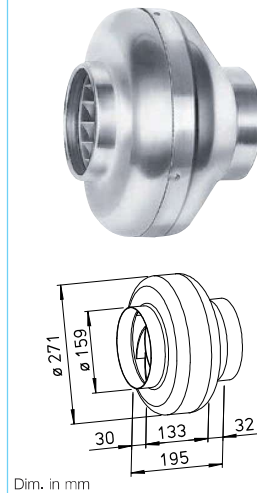
- Highly efficient EC motor for lowest operating costs.
- Less space required and simple site installation of the compact in line design.
- Its simplicity reduces site costs.
- Supply and exhaust air spigots fit all standard circular duct sizes.
- Power adjustment by 100% variable speed control.
- Installation in any position.
- Wide range of accessories.
- Aerodynamically optimized casing design.

Common features RR EC and SVR EC

- Motor**
Energy saving, speed controllable EC-external rotor motors, protection to IP 44 (RR EC IP 54) with highest efficiency. Maintenance-free and interference-free, ball bearing mounted.
- Motor protection**
Integrated electronic temperature monitoring for EC-motor and electronics.
- Installation**
Can be mounted in any position – horizontal, vertical or diagonal – suitable for supply and extract ventilation by correct installation. To minimise the effective noise level it is recommended that the fan is installed as remote as possible from the ventilated space.

RR EC

EC series offering excellent value for money.

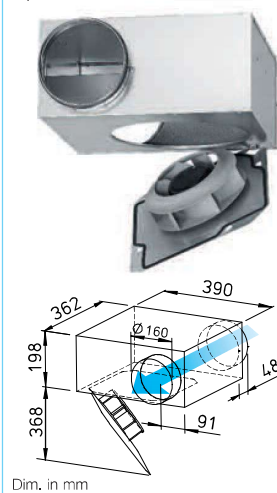


Specification RR EC

- Casing**
Robust casing from galvanised sheet steel for harsh operating conditions. Intake and exhaust Spigots on intake and exhaust fit standard ducts.
- Speed control**
Stepless speed control with potentiometer or stepless speed control with universal control system (see table). Duties at different speeds are exemplarily given in the performance curve.
- Electrical connection**
Terminal box (IP 54) located on outer casing.
- Impeller**
Backward curved centrifugal impeller made from polymers. Directly fitted on motor and dynamically balanced as a unit providing low noise levels and high efficiency.
- Protection class**
When installed in intake and exhaust ducting and rainwater penetration is prevented, the fan is rated IP 54.

SVR EC

SlimVent – Exceptionally flat space saving miracle with swing out motor and impeller unit.



Specification SVR EC

- Casing**
Flat and robust casing from galvanised sheet steel. Spigots on intake and extract with twin-seal rubber gaskets fit into standard ducts. Particularly service-friendly (cleaning) through swing out motor and impeller unit without disassembly of system components. Space for the swing out facility must be considered.
- Speed control**
Stepless speed control with potentiometer or stepless speed control with universal control system (see table). Duties at different speeds are exemplarily given in the performance curve.
- Electrical connection**
Terminal box (IP 54) fitted to running cable.
- Impeller**
Energy-saving centrifugal impeller with forward curved blades. Dynamically balanced for low noise operation.
- Protection class**
When installed in ducting the fan is rated IP 44.

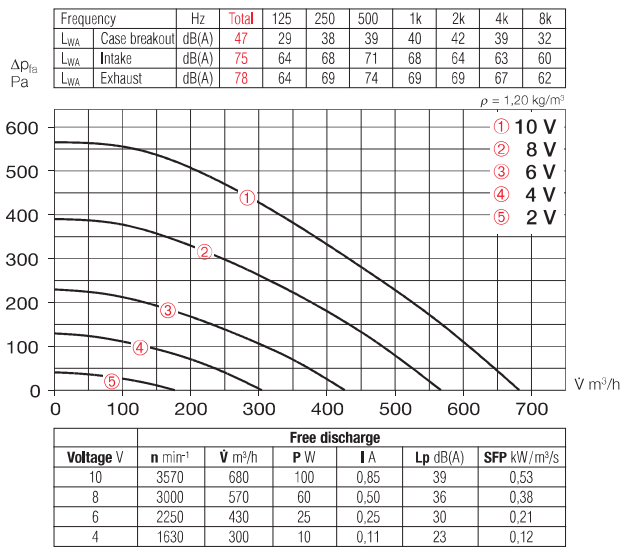
Sound levels

Total sound power levels and the spectrum figures in dB(A) are given for:
– Sound level case breakout
– Sound level intake
– Sound level exhaust
In the table below as well as underneath the performance curve you can find additionally the sound pressure level at 1 m (freefield conditions).

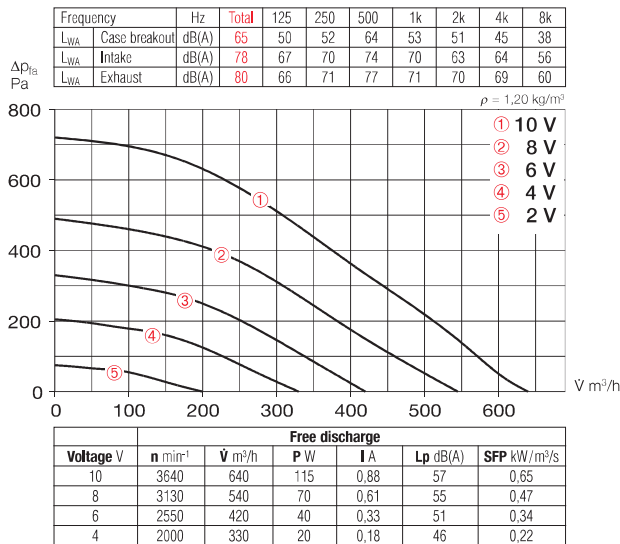
Type	Ref. no.	Connection Ø	Air flow volume (FID)	Nominal R.P.M.	Sound press. case breakout	Power consumption	Current	Wiring diagram	max. air flow temperature	Weight net approx.	Universal control system		Speed-potentiometer flush		Speed-potentiometer surface	
											Type	Ref. no.	Type	Ref. no.	Type	Ref. no.
Type RR EC, 1 Phase motor, 230 V, 50/60 Hz, EC motor, IP 54																
RR EC 160	5785	160	680	3570	39	0.11	0.90	979	60	3.0	EUR EC ¹⁾²⁾ 1347	PU 10 ¹⁾ 1734	PA 10 ¹⁾ 1735			
Type SVR EC, 1 Phase motor, 230 V, 50/60 Hz, EC motor, IP 44																
SVR EC 160 A	2535	160	640	3640	57	0.12	0.90	979	60	7.1	EUR EC ¹⁾²⁾ 1347	PU 10 ¹⁾ 1734	PA 10 ¹⁾ 1735			
SVR EC 160 B	2543	160	820	3220	57	0.13	1.06	979	60	6.9	EUR EC ¹⁾²⁾ 1347	PU 10 ¹⁾ 1734	PA 10 ¹⁾ 1735			

¹⁾ Several EC fans can normally be connected ²⁾ alternative electronic diff. pressure/Temp. controller (EDR/ETR, no. 1437/1438) or three-stage speed controller (SU/SA, no. 4266/4267), see accessories

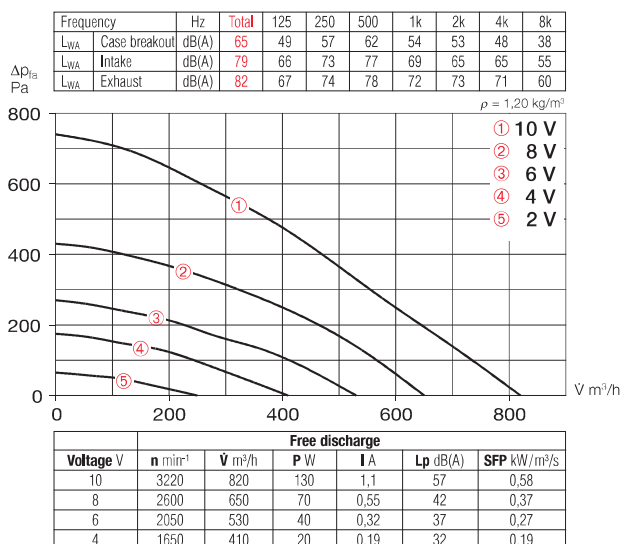
RR EC 160



SVR EC 160 A



SVR EC 160 B




Accessories

Pipe clamp connectors

Type BM 160 Ref. no. 5077

A quick-fix method for connecting fans to ducting, reducing vibration transmission (1 kit = 2 pieces). When installing leave a little gap between fan and ducting.



Mounting feet for RR EC

Type MK 4 Ref. no. 5824



Gravity shutter

Type VK 160 Ref. no. 0892

Automatic made from white polymer.



Rain repellent grille

Type G 160 Ref. no. 0893

Made from white polymer.

Guard

Type SGR 160 Ref. no. 5069

For intake and exhaust installation on fan, made from galvanised steel.



Backdraught shutter

Type RSK 160 Ref. no. 5669

Automatic, made from metal.



Flexible attenuator

Type FSD 160 Ref. no. 0678

Spigotted aluminium attenuator with 50 mm insulation. Length 1 m.



Air filter box

LFBR 160 G4 Ref. no. 8578

LFBR 160 F7 Ref. no. 8532

Air filter with large surface area to be installed in-line with ducting.



Electric heater batteries

EHR-R 1,2/160 1,2 kW No. 9434

EHR-R 2,4/160 2,4 kW No. 9435

EHR-R 5/160 5,0 kW No. 8710

– with integrated temp. control

EHR-R 2,4/160 TR 2,4 kW No. 5294

Room or duct sensor required (TFK/TFR, accessory).



Temperature control system for electric heater batteries EHR-R


Type EHS Ref. no. 5002



Warm water heater battery

Type WHR 160 Ref. no. 9481

Compact heat exchanger for in-line installation.



Temperature control system for warm water heater battery

Type WHST 300 T38 No. 8817



Energy-saving EC in-line fans for medium to smaller air flow volumes against high resistances.

Specifically made for in-duct installation. High pressure performance to overcome friction loss, flow deflection losses and aggregate resistances. Universal in application for domestic, commercial and industrial purposes.

Special features

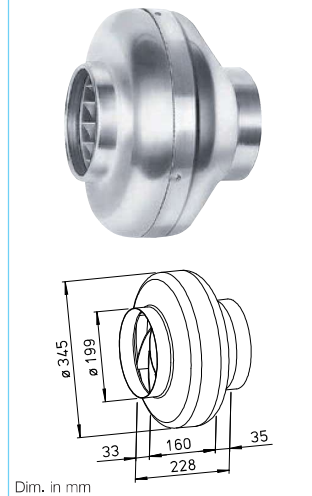
- Highly efficient EC motor for lowest operating costs.
- Less space required and simple site installation of the compact in line design.
- Its simplicity reduces site costs.
- Supply and exhaust air spigots fit all standard circular duct sizes.
- Power adjustment by 100% variable speed control.
- Installation in any position.
- Wide range of accessories.
- Aerodynamically optimized casing design.

Common features RR EC and SVR EC

- Motor**
Energy saving, speed controllable EC-external rotor motors, protection to IP 44 (RR EC 200 A IP 54) with highest efficiency. Maintenance-free and interference-free, ball bearing mounted.
- Motor protection**
Integrated electronic temperature monitoring for EC-motor and electronics.
- Installation**
Can be mounted in any position – horizontal, vertical or diagonal – suitable for supply and extract ventilation by correct installation. To minimise the effective noise level it is recommended that the fan is installed as remote as possible from the ventilated space.

RR EC

EC series offering excellent value for money.

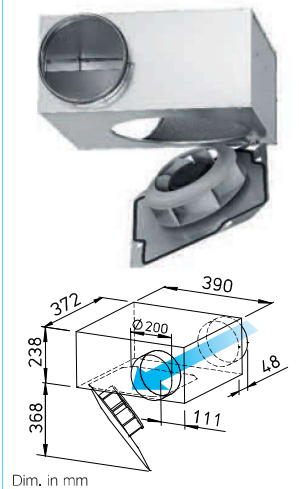


Specification RR EC

- Casing**
Robust casing from galvanised sheet steel for harsh operating conditions. Intake and exhaust Spigots on intake and exhaust fit standard ducts.
- Speed control**
Stepless speed control with potentiometer or stepless speed control with universal control system (see table). Duties at different speeds are exemplarily given in the performance curve.
- Electrical connection**
Terminal box (IP 54) located on outer casing.
- Impeller**
Backward curved centrifugal impeller made from polymers. Directly fitted on motor and dynamically balanced as a unit providing low noise levels and high efficiency.
- Protection class**
When installed in intake and exhaust ducting and rainwater penetration is prevented, the fan is rated IP 54 for RR EC 200 A IP 54.

SVR EC

SlimVent – Exceptionally flat space saving miracle with swing out motor and impeller unit.



Specification SVR EC

- Casing**
Flat and robust casing from galvanised sheet steel. Spigots on intake and extract with twin-seal rubber gaskets fit into standard ducts. Particularly service-friendly (cleaning) through swing out motor and impeller unit without disassembly of system components. Space for the swing out facility must be considered.
- Speed control**
Stepless speed control with potentiometer or stepless speed control with universal control system (see table). Duties at different speeds are exemplarily given in the performance curve.
- Electrical connection**
Terminal box (IP 54) fitted to running cable.
- Impeller**
Energy-saving centrifugal impeller with forward curved blades. Dynamically balanced for low noise operation.
- Protection class**
When installed in ducting the fan is rated IP 44.

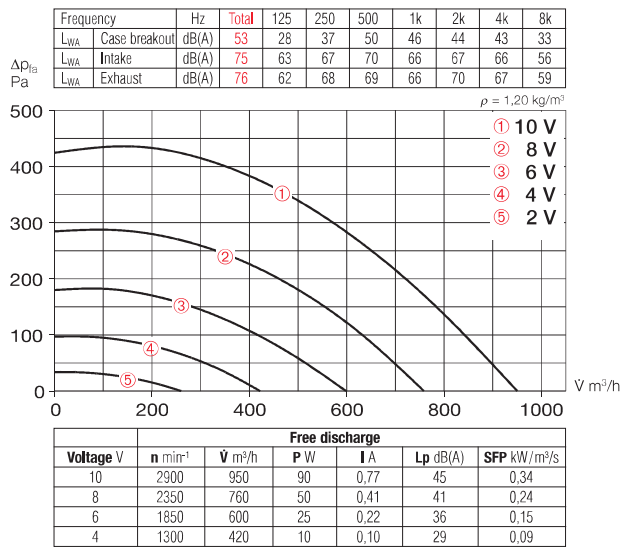
Sound levels

Total sound power levels and the spectrum figures in dB(A) are given for:
– Sound level case breakout
– Sound level intake
– Sound level exhaust
In the table below as well as underneath the performance curve you can find additionally the sound pressure level at 1 m (freefield conditions).

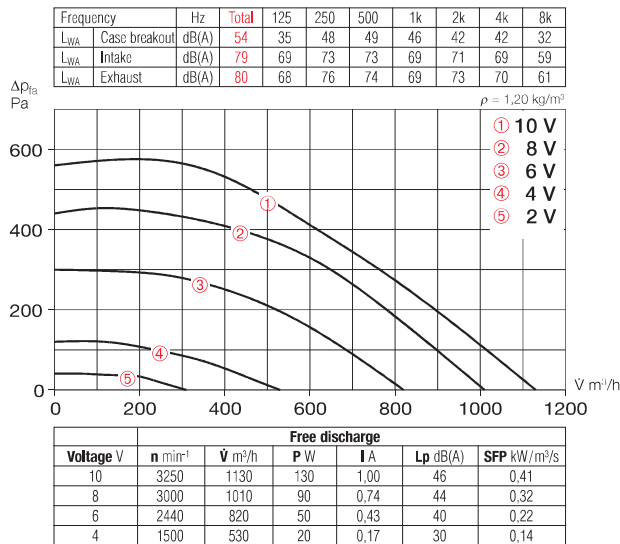
Type	Ref. no.	Connection Ø	Air flow volume (FID)	Nominal R.P.M.	Sound press. case breakout	Power consumption	Current	Wiring diagram	max. air flow temperature	Weight net approx.	Universal control system		Speed-potentiometer			
											Type	Ref. no.	Type	Ref. no.	Type	Ref. no.
Type RR EC, 1 Phase motor, 230 V, 50/60 Hz, EC motor, IP 54 (A), IP 44 (B)																
RR EC 200 A	6121	200	950	2900	45	0.12	0.97	979	60	4.0	EUR EC ¹⁾²⁾	1347	PU 10 ¹⁾	1734	PA 10 ¹⁾	1735
RR EC 200 B	5786	200	1130	3250	46	0.15	1.21	979	60	3.7	EUR EC ¹⁾²⁾	1347	PU 10 ¹⁾	1734	PA 10 ¹⁾	1735
Type SVR EC, 1 Phase motor, 230 V, 50/60 Hz, EC motor, IP 44																
SVR EC 200	2539	200	1030	2870	55	0.16	1.27	979	60	7.4	EUR EC ¹⁾²⁾	1347	PU 10 ¹⁾	1734	PA 10 ¹⁾	1735

¹⁾ Several EC fans can normally be connected ²⁾ alternative electronic diff. pressure/Temp. controller (EDR/ETR, no. 1437/1438) or three-stage speed controller (SU/SA, no. 4266/4267), see accessories

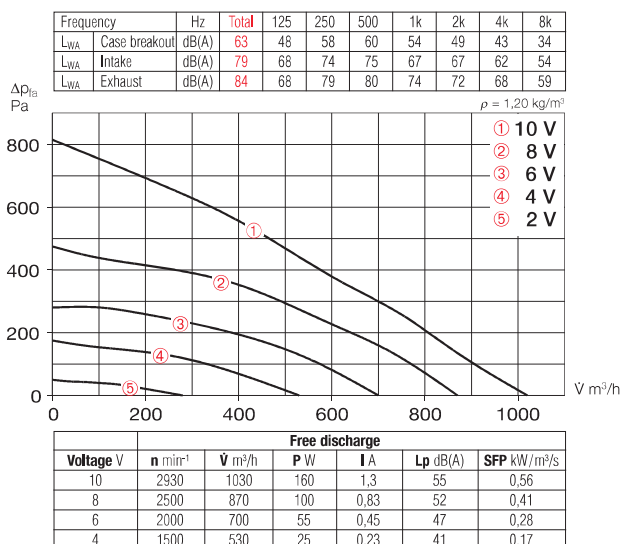
RR EC 200 A



RR EC 200 B



SVR EC 200




Accessories

Pipe clamp connectors

Type BM 200 Ref. no. 5078

A quick-fix method for connecting fans to ducting, reducing vibration transmission (1 kit = 2 pieces). When installing leave a little gap between fan and ducting.



Mounting feet for RR EC


Type MK 4 Ref. no. 5824



Gravity shutter

Type VK 200 Ref. no. 0758

Made from polymer, light grey.



Rain repellent grille

Type RAG 200 Ref. no. 0750

Made from polymer, light grey.

Guard

Type SGR 200 Ref. no. 5066

For intake and exhaust installation on fan, made from galvanised steel.



Backdraught shutter

Type RSK 200 Ref. no. 5074

Automatic, made from metal.



Flexible attenuator

Type FSD 200 Ref. no. 0679

Spigotted aluminium attenuator with 50 mm insulation. Length 1 m.



Air filter box

LFBR 200 G4 Ref. no. 8579

LFBR 200 F7 Ref. no. 8533

Air filter with large surface area to be installed in-line with ducting.



Electric heater batteries

EHR-R 1,2/200 1,2 kW No. 9436

EHR-R 2/200 2,0 kW No. 9437

EHR-R 5/200 5,0 kW No. 8711

– with integrated temp. control

EHR-R 5/200 TR 5,0 kW No. 5295

Room or duct sensor required (TFK/TFR, accessory).



Temperature control system for electric heater batteries EHR-R


Type EHS Ref. no. 5002



Warm water heater battery

Type WHR 200 Ref. no. 9482

Compact heat exchanger for in-line installation.



Temperature control system for warm water heater battery

Type WHST 300 T38 No. 8817





Energy-saving EC in-line fans for medium to smaller air flow volumes against high resistances.

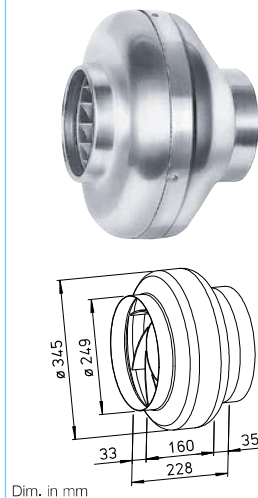
Specifically made for in-duct installation. High pressure performance to overcome friction loss, flow deflection losses and aggregate resistances. Universal in application for domestic, commercial and industrial purposes.

Special features

- Highly efficient EC motor for lowest operating costs.
- Less space required and simple site installation of the compact in line design.
- Its simplicity reduces site costs.
- Supply and exhaust air spigots fit all standard circular duct sizes.
- Power adjustment by 100% variable speed control.
- Installation in any position.
- Wide range of accessories.
- Aerodynamically optimized casing design.

RR EC 250

EC series offering excellent value for money.



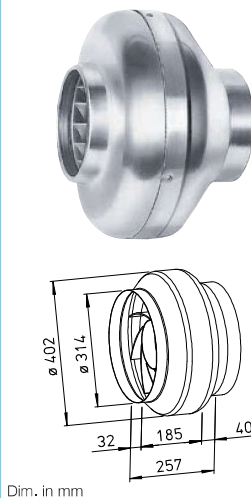
Dim. in mm

Specification

- Motor**
Energy saving, speed controllable EC-external rotor motors, protection to IP 44 (RR EC 200 A IP 54) with highest efficiency. Maintenance-free and interference-free, ball bearing mounted.
- Motor protection**
Integrated electronic temperature monitoring for EC-motor and electronics.
- Casing**
Robust casing from galvanised sheet steel for harsh operating conditions. Intake and exhaust Spigots on intake and exhaust fit standard ducts.


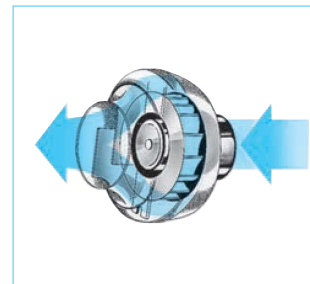
RR EC 315

EC series offering excellent value for money.



Dim. in mm

- Speed control**
Stepless speed control with potentiometer or stepless speed control with universal control system (see table). Duties at different speeds are exemplarily given in the performance curve.
- Electrical connection**
Terminal box (IP 54) on outside of casing.
- Impeller**
Centrifugal impeller with backward curved polymer blades, for RR EC 315 B impeller made from galvanised steel sheet. Dynamically balanced for low noise operation, highly efficient.
- Protection class**
When installed in intake and exhaust ducting and rainwater penetration is prevented, the fan is rated IP 54 for RR EC 200 A IP 54.



Installation

Can be mounted in any position – horizontal, vertical or diagonal – suitable for supply and extract ventilation by correct installation. To minimise the effective noise level it is recommended that the fan is installed as remote as possible from the ventilated space.

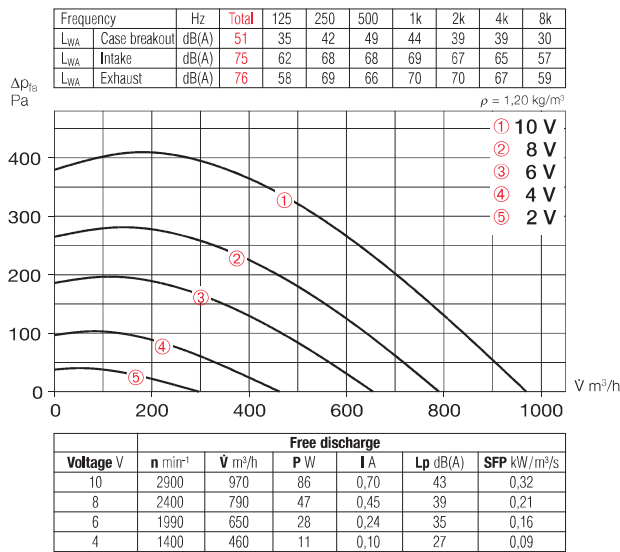
Sound levels

Total sound power levels and the spectrum figures in dB(A) are given for:
– Sound level case breakout
– Sound level intake
– Sound level exhaust
In the table below as well as underneath the performance curve you can find additionally the sound pressure level at 1 m (freefield conditions).

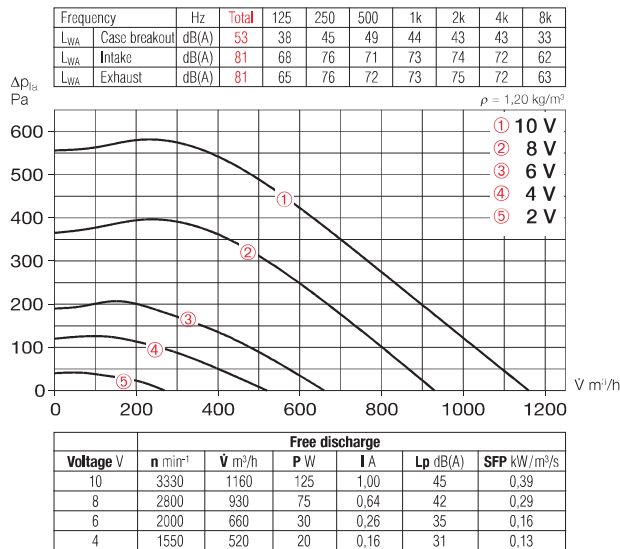
Type	Ref. no.	Connection ø	Air flow volume (FID)	Nominal R.P.M.	Sound press. case breakout	Power consumption	Current	Wiring diagram	max. air flow temperature	Weight net approx.	Universal control system		Speed-potentiometer surface			
											Type	Ref. no.	Type	Ref. no.		
Type RR EC, 1 phase motor, 230 V, 50/60 Hz, EC motor, IP 44 (250 A IP 54)																
RR EC 250 A	6122	250	970	2900	43	0.12	0.95	979	60	4.0	EUR EC ¹⁾²⁾	1347	PU 10 ¹⁾	1734	PA 10 ¹⁾	1735
RR EC 250 B	5787	250	1160	3330	45	0.16	1.30	979	60	3.9	EUR EC ¹⁾²⁾	1347	PU 10 ¹⁾	1734	PA 10 ¹⁾	1735
RR EC 315 A	5788	315	1300	3030	47	0.16	1.30	979	60	4.5	EUR EC ¹⁾²⁾	1347	PU 10 ¹⁾	1734	PA 10 ¹⁾	1735
RR EC 315 B ³⁾	6123	315	1850	2620	51	0.23	1.00	979	60	5.0	EUR EC ¹⁾²⁾	1347	PU 10 ¹⁾	1734	PA 10 ¹⁾	1735

¹⁾ Several EC fans can normally be connected ²⁾ alternative electronic diff. pressure/Temp. controller (EDR/ETR, no. 1437/1438) or three-stage speed controller (SU/SA, no. 4266/4267), see accessories ³⁾ Characteristic curve on www.HeliosSelect.de

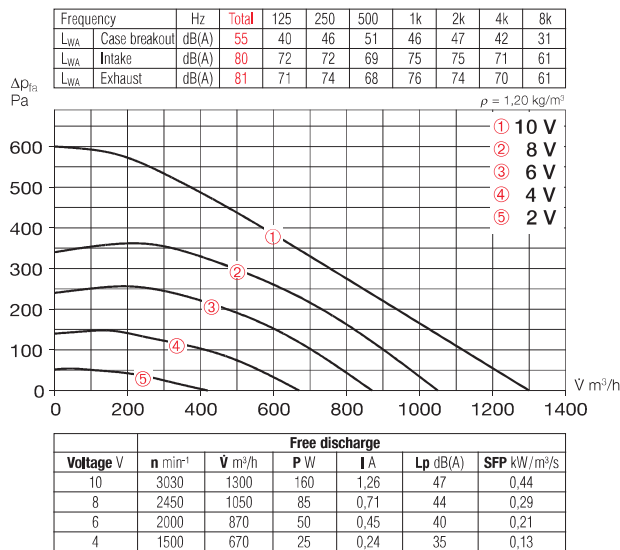
RR EC 250 A



RR EC 250 B



RR EC 315 A




Accessories

Pipe clamp connectors

- Type BM 250 Ref. no. 5079
- Type BM 315 Ref. no. 5080

A quick-fix method for connecting fans to ducting, reducing vibration transmission (1 kit = 2 pieces). When installing leave a little gap between fan and ducting.



Mounting feet


- Type MK 4 Ref. no. 5824
- Made from galvanised steel sheet.



Gravity shutter

- Type VK 250 Ref. no. 0759
- Type VK 315 Ref. no. 0760

Automatic made from polymer, light grey.



Rain repellent grille

- Type RAG 250 Ref. no. 0751
- Type RAG 315 Ref. no. 0752

Made from polymer, light grey.

Guard

- Type SGR 250 Ref. no. 5067
- Type SGR 315 Ref. no. 5068

For intake and exhaust installation on fan, made from galvanised steel.



Backdraught shutter

- Type RSK 250 Ref. no. 5673
- Type RSK 315 Ref. no. 5674

Automatic, made from metal.



Flexible attenuator

- Type FSD 250 Ref. no. 0680
- Type FSD 315 Ref. no. 0681

Spigotted aluminium attenuator with 50 mm insulation. Length 1 m.



Air filter box

- LFBR 250 G4 Ref. no. 8580
- LFBR 250 F7 Ref. no. 8534
- LFBR 315 G4 Ref. no. 8581
- LFBR 315 F7 Ref. no. 8535

Air filter with large surface area to be installed in-line with ducting.



Electric heater batteries

- EHR-R 6/250 6,0 kW No. 8712
- EHR-R 6/315 6,0 kW No. 8713

- with integrated temp. control

- EHR-R 6/250 TR 6,0 kW No. 5296
- EHR-R 6/315 TR 6,0 kW No. 5301

Room or duct sensor required (TFK/TFR, accessory).



Temperature control system for electric heater batteries EHR-R

- Type EHS Ref. no. 5002



Warm water heater battery

- Type WHR 250 Ref. no. 9483
- Type WHR 315 Ref. no. 9484

Compact heat exchanger for in-line installation.



Temperature control system for warm water heater battery

- Type WHS HE Ref. no. 8319



For medium to smaller air flow volumes against high resistances.


Specifically made for in-duct installation. High pressure characteristic to overcome resistances of bends, filters etc. Universal in application for domestic, commercial and industrial purposes.

Special features

- Less space required and simple site installation of the compact in line design.
- Its simplicity reduces site costs.
- Supply and exhaust air spigots fit all standard circular duct sizes.
- Power adjustment by 100% variable speed control.
- Installation in any position.
- Wide range of accessories.
- Aerodynamically optimized casing design.


Common features

- **Motor**
Closed, ball bearing-mounted external rotor motor with humidity protection, insulation class F, for continuous operation, maintenance free and interference-free.
- **Motor protection**
Automatically switches off and on again after cooling due to built-in thermal contacts with the winding wired in series.
- **Installation**
Can be mounted in any position – horizontal, vertical or diagonal – suitable for supply and extract ventilation by correct installation. To minimise the effective noise level it is recommended that the fan is installed as remote as possible from the ventilated space.
- **Sound levels**
See page 333.



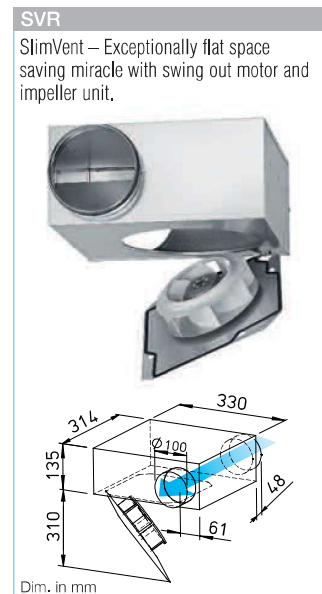
Specification RR

- **Casing**
Robust casing from galvanised sheet steel for harsh operating conditions. Intake and exhaust Spigots on intake and exhaust fit standard ducts.
- **Speed control**
Type RR 100 A from 0–100 % possible by means of electronic controller or step transformer (see table). For Type RR 100 C additional two-speed operation using Type DS 2/2 (accessories).
Type DS 2/2 Ref. no. 1267
- **Electrical connection**
Terminal box (IP 54) located on outer casing.
- **Impeller**
Centrifugal impeller with backward curved polymer blades. Directly mounted to motor and dynamically balanced as a unit. Low-noise, highly efficient.
- **Protection class**
When installed in intake and exhaust ducting and rainwater penetration is prevented, the fan is rated IP 44.



Specification RRK

- **Casing**
All components made from corrosion and impact resistant polymer. Six built-in guide vanes also increase the level of efficiency. Colour: Silver-grey.
- **Speed control**
From 0 – 100% by means of electronic controller or step transformer (see table).
- **Electrical connection**
Terminal box (IP 54) located on outer casing.
- **Impeller**
Centrifugal impeller with backward curved polymer blades. Directly mounted to motor and dynamically balanced as a unit. Low-noise, highly efficient.
- **Protection class**
IP 44



Specification SVR

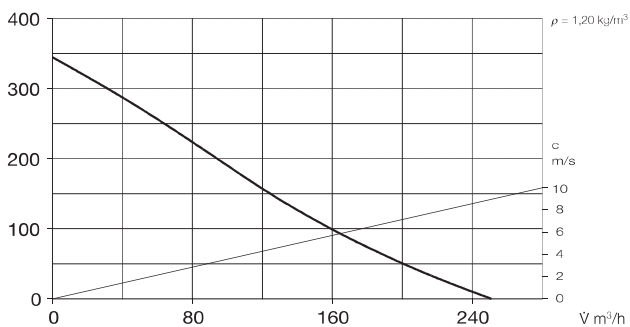
- **Casing**
Flat and robust casing from galvanised sheet steel. Spigots on intake and extract with twin-seal rubber gaskets fit into standard ducts. Particularly service-friendly (cleaning) through swing out motor and impeller unit without disassembly of system components. Space for the swing out facility must be considered.
- **Speed control**
From 0 – 100% by means of electronic controller or step transformer (see table) or two-speed operation with Type DS 2/2 (accessories).
Type DS 2/2 Ref. no. 1267
- **Electrical connection**
Terminal box (IP 54) fitted to running cable.
- **Impeller**
Energy-saving centrifugal impeller with forward curved blades. Dynamically balanced for low noise operation.
- **Protection class**
When installed in ducting IP 44.

Type	Ref. no.	Air flow volume (FD)	Nominal R.P.M.	Sound press. case breakout	Power consumption	Current		Wiring diagram	max. air flow temp.		Weight net approx.	Transformer-speed controller 5-step		Electronic* speed controller, stepless flush / surface	
						full load	control		full load	control		Type	Ref. no.	Type	Ref. no.
Type RR, 1 phase motor, 230 V, 50 Hz, capacitor motor, IP 44															
RR 100 A	5653	250	1730	36	41	0.18	0.18	508	60	60	2.9	TSW 0,3	3608	ESU 1 / ESA 1	0236 / 0238
RR 100 C ¹⁾	5654	330 ¹⁾ /220	2530 ¹⁾ /1655	42	62 ¹⁾ /40	0.27 ¹⁾ /0.18	0.27	934.1	60	60	2.9	TSW 0,3	3608	ESU 1 / ESA 1	0236 / 0238
Type RRK, 1 phase motor, 230 V, 50 Hz, capacitor motor, IP 44															
RRK 100	5973	260	2250	45	33	0.14	0.14	508	70	60	2.4	TSW 0,3	3608	ESU 1 / ESA 1	0236 / 0238
Type SVR, 1 phase motor, 230 V, 50 Hz, capacitor motor, IP 33															
SVR 100 C ²⁾	2658	310/245 ²⁾	2600/1940 ²⁾	45/40 ²⁾	58/40 ²⁾	0.25/0.18 ²⁾	0.23	934.1	60	60	4.8	TSW 1,5	1495	ESU 1 / ESA 1	0236 / 0238

¹⁾ Type with high speed; standard with additional energy-saving speed level (see performance diagram). ²⁾ Values are related to the 2 speeds (see performance diagram).
* In noise relevant cases transformer controller must be provided. An electronic controller can trigger a distracting magnetisation noise.

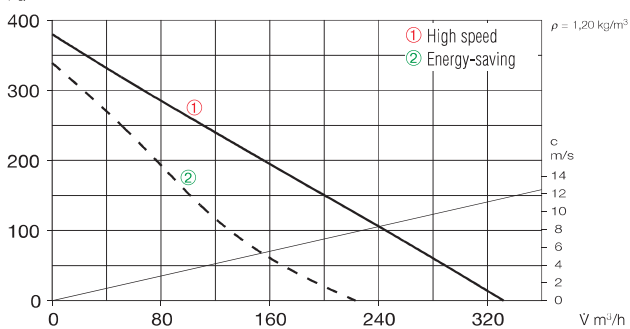
RR 100 A

Frequency	Hz	Total	125	250	500	1k	2k	4k	8k
L _{WA} Case breakout	dB(A)	43	21	33	35	39	37	37	31
L _{WA} Intake	dB(A)	66	56	64	60	58	52	45	38



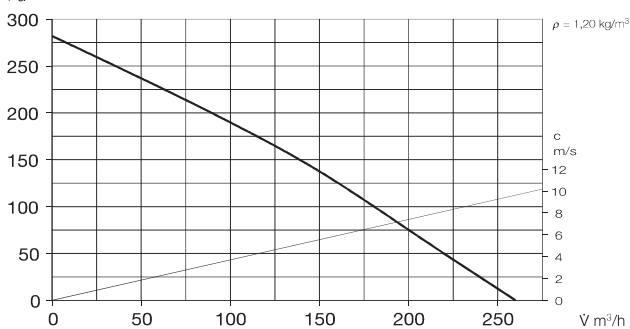
RR 100 C

Frequency	Hz	Total	125	250	500	1k	2k	4k	8k
L _{WA} Case breakout	dB(A)	49	23	40	40	44	42	44	38
L _{WA} Intake	dB(A)	70	61	66	65	65	59	52	46



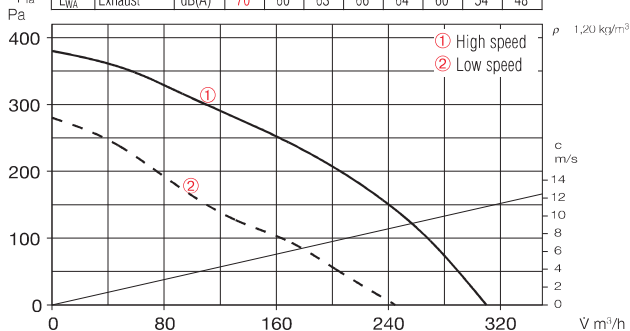
RRK 100

Frequency	Hz	Total	125	250	500	1k	2k	4k	8k
L _{WA} Case breakout	dB(A)	52	37	45	45	48	46	36	28
L _{WA} Intake	dB(A)	61	39	51	58	55	53	48	38



SVR 100 C

Frequency	Hz	Total	125	250	500	1k	2k	4k	8k
L _{WA} Case breakout	dB(A)	53	37	50	49	44	41	35	31
L _{WA} Intake	dB(A)	67	60	61	64	57	55	49	44
L _{WA} Exhaust	dB(A)	70	60	63	66	64	60	54	48




Accessories

Pipe clamp connectors

Type BM 100 Ref. no. 5075

A quick-fix method for connecting fans to ducting, reducing vibration transmission (1 kit = 2 pieces). When installing leave a little gap between fan and ducting.



Mounting feet for RR

Type MK 4 Ref. no. 5824

Mounting feet for RRK

Type MK 1 Ref. no. 5821


Made from galvanised steel sheet.



Gravity shutter

Type VK 100 Ref. no. 0757

Automatic made from white polymer.



Rain repellent grille

Type G 100 Ref. no. 0796

Made from white polymer.



Guard

Type SGR 100 Ref. no. 5063

For intake and exhaust installation on fan, made from powder-coated steel wire.



Backdraught shutter

Type RSKK 100 Ref. no. 5106

Automatic, made from polymer.



Flexible attenuator

Type FSD 100 Ref. no. 0676

Spigotted aluminium attenuator with 50 mm insulation. Length 1 m.



Air filter box

LFBR 100 G4 Ref. no. 8576

LFBR 100 F7 Ref. no. 8530

Air filter with large surface area to be installed in-line with ducting.



Electric heater batteries

EHR-R 0,4/100 0,4 kW No. 8708

In galvanised steel sheet casing.



Temperature control system for electric heater batteries EHR-R

Type EHS Ref. no. 5002



Warm water heater battery

Type WHR 100 Ref. no. 9479

Compact heat exchanger for in-line installation.



Temperature control system for warm water heater battery

Type WHST 300 T38 No. 8817



For medium to smaller air flow volumes against high resistances.


Specifically made for in-duct installation. High pressure characteristic to overcome resistances of bends, filters etc. Universal in application for domestic, commercial and industrial purposes.

Special features

- Less space required and simple site installation of the compact in line design.
- Its simplicity reduces site costs.
- Supply and exhaust air spigots fit all standard circular duct sizes.
- Power adjustment by 100% variable speed control.
- Installation in any position.
- Wide range of accessories.
- Aerodynamically optimized casing design.


Common features

- **Motor**
Closed, ball bearing-mounted external rotor motor with humidity protection, insulation class F, for continuous operation, maintenance free and interference-free.
- **Motor protection**
Automatically switches off and on again after cooling due to built-in thermal contacts with the winding wired in series.
- **Installation**
Can be mounted in any position – horizontal, vertical or diagonal – suitable for supply and extract ventilation by correct installation. To minimise the effective noise level it is recommended that the fan is installed as remote as possible from the ventilated space.



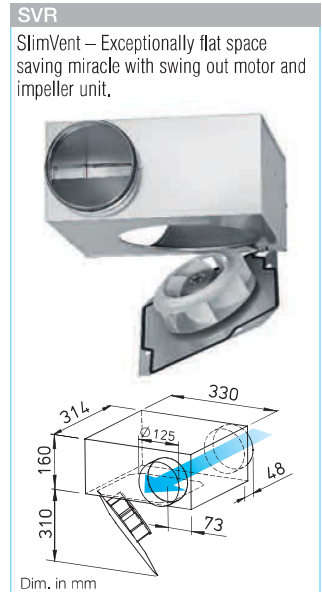
Specification RR

- **Casing**
Robust casing from galvanised sheet steel for harsh operating conditions. Intake and exhaust Spigots on intake and exhaust fit standard ducts.
- **Speed control**
From 0 – 100% by means of electronic controller or step transformer (see table) or two-speed operation with Type DS 2/2 (accessories).
Type DS 2/2 Ref. no. 1267
- **Electrical connection**
Terminal box (IP 54) located on outer casing.
- **Impeller**
Centrifugal impeller with backward curved polymer blades. Directly mounted to motor and dynamically balanced as a unit. Low-noise, highly efficient.
- **Protection class**
When installed in intake and exhaust ducting and rainwater penetration is prevented, the fan is rated IP 44.



Specification RRK

- **Casing**
All components made from corrosion and impact resistant polymer. Six built-in guide vanes also increase the level of efficiency. Colour: Silver-grey.
- **Speed control**
From 0 – 100% by means of electronic controller or step transformer (see table).
- **Electrical connection**
Terminal box (IP 54) located on outer casing.
- **Impeller**
Centrifugal impeller with backward curved polymer blades. Directly mounted to motor and dynamically balanced as a unit. Low-noise, highly efficient.
- **Protection class**
IP 44



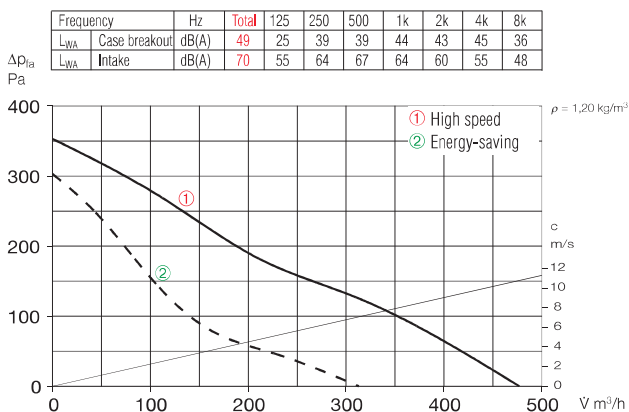
Specification SVR

- **Casing**
Flat and robust casing from galvanised sheet steel. Spigots on intake and extract with twin-seal rubber gaskets fit into standard ducts. Particularly service-friendly (cleaning) through swing out motor and impeller unit without disassembly of system components. Space for the swing out facility must be considered.
- **Speed control**
From 0 – 100% by means of electronic controller or step transformer (see table) or two-speed operation with Type DS 2/2 (accessories).
Type DS 2/2 Ref. no. 1267
- **Electrical connection**
Terminal box (IP 54) fitted to running cable.
- **Impeller**
Energy-saving centrifugal impeller with forward curved blades. Dynamically balanced for low noise operation.
- **Protection class**
When installed in ducting IP 44.

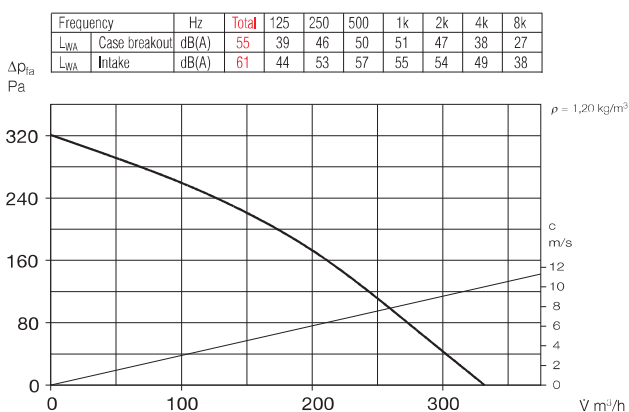
Type	Ref. no.	Air flow volume (FID)	Nominal R.P.M.	Sound press. case breakout	Power consumption	Current		Wiring diagram	max. air flow temp.		Weight net approx.	Transformer-speed controller 5-step		Electronic* speed controller, stepless flush / surface	
						full load	control		full load	control		Type	Ref. no.	Type	Ref. no.
Type RR, 1 phase motor, 230 V, 50 Hz, capacitor motor, IP 44															
RR 125 C ¹⁾	5655	480 ¹⁾ /310	2480 ¹⁾ /1655	42	62 ¹⁾ /40	0.27 ¹⁾ /0.18	0.27	934.1	70	70	2.9	TSW 0,3	3608	ESU 1 / ESA 1	0236 / 0238
Type RRK, 1 phase motor, 230 V, 50 Hz, capacitor motor, IP 44															
RRK 125	5974	330	2415	48	65	0.30	0.30	508	70	60	3.1	TSW 0,3	3608	ESU 1 / ESA 1	0236 / 0238
Type SVR, 1 phase motor, 230 V, 50 Hz, capacitor motor, IP 33															
SVR 125 B ²⁾	2671	400/290 ²⁾	2570/1810 ²⁾	46/38 ²⁾	59/41 ²⁾	0.26/0.18 ²⁾	0.24	934.1	60	60	5.1	TSW 1,5	1495	ESU 1 / ESA 1	0236 / 0238

¹⁾ Type with high speed; standard with additional energy-saving speed level (see performance diagram). ²⁾ Values are related to the 2 speeds (see performance diagram).
* In noise relevant cases transformer controller must be provided. An electronic controller can trigger a distracting magnetisation noise.

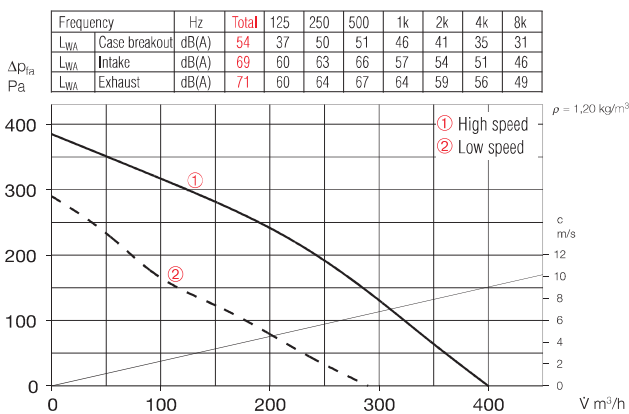
RR 125 C



RRK 125



SVR 125 B



Sound levels

Total sound power levels and the spectrum figures in dB(A) are given for

- Sound level case breakout
- Sound level intake/exhaust

In addition, the case breakout and intake air noise figures are given as sound pressure levels at 1 metre (free field conditions) in the technical data table (see left page).

Note

Techn. description	Page
Selection chart	296
Information for planning	297
Modular system	10 on 294

Accessory details


Filters, heater batteries and attenuators	Page
Temperature control systems for heater batteries	421 on 427, 431 on
Flexible ventilation ducting, grilles, adaptors, roof terminations	487 on
Poppet valves	508 on
Speed controllers and switches	525 on

Accessories

Pipe clamp connectors

Type BM 125 Ref. no. 5076

A quick-fix method for connecting fans to ducting, reducing vibration transmission (1 kit = 2 pieces). When installing leave a little gap between fan and ducting.



Mounting feet for RR

Type MK 4 Ref. no. 5824

Mounting feet for RRK

Type MK 1 Ref. no. 5821

Made from galvanised steel sheet.



Gravity shutter

Type VK 125 Ref. no. 0857

Automatic made from white polymer.



Rain repellent grille

Type G 160 Ref. no. 0893

Made from white polymer.



Guard

Type SGR 125 Ref. no. 5064

For intake and exhaust installation on fan, made from powder-coated steel wire.



Backdraught shutter

Type RSKK 125 Ref. no. 5107

Automatic, made from polymer.



Flexible attenuator

Type FSD 125 Ref. no. 0677

Spigotted aluminium attenuator with 50 mm insulation. Length 1 m.



Air filter box

LFBR 125 G4 Ref. no. 8577

LFBR 125 F7 Ref. no. 8531

Air filter with large surface area to be installed in-line with ducting.



Electric heater batteries

EHR-R 0,8/125 0,8 kW No. 8709

EHR-R 1,2/125 1,2 kW No. 9433

– with integrated temp. control

EHR-R 0,8/125 TR 0,8 kW No. 5293

Room or duct sensor required (TFK/TFR, accessory).



Temperature control system for electric heater batteries EHR-R

Type EHS Ref. no. 5002



Warm water heater battery

Type WHR 125 Ref. no. 9480

Compact heat exchanger for in-line installation.



Temperature control system for warm water heater battery

Type WHST 300 T38 No. 8817



For medium to smaller air flow volumes against high resistances.


Specifically made for in-duct installation. High pressure characteristic to overcome resistances of bends, filters etc. Universal in application for domestic, commercial and industrial purposes.

Special features

- Less space required and simple site installation of the compact in line design.
- Its simplicity reduces site costs.
- Supply and exhaust air spigots fit all standard circular duct sizes.
- Power adjustment by 100% variable speed control.
- Installation in any position.
- Wide range of accessories.
- Aerodynamically optimized casing design.

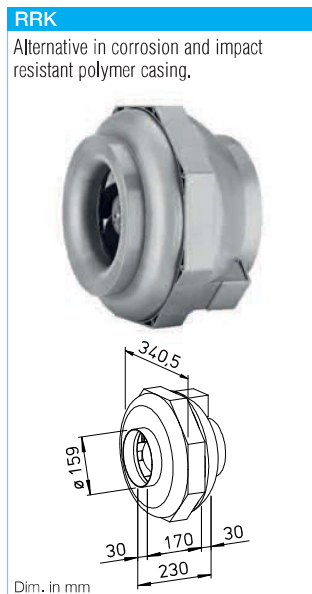
Common features

- **Motor**
Closed, ball bearing-mounted external rotor motor with humidity protection, insulation class F, for continuous operation, maintenance free and interference-free.
- **Motor protection**
Automatically switches off and on again after cooling due to built-in thermal contacts with the winding wired in series.
- **Installation**
Can be mounted in any position – horizontal, vertical or diagonal – suitable for supply and extract ventilation by correct installation. To minimise the effective noise level it is recommended that the fan is installed as remote as possible from the ventilated space.
- **Sound levels**
See page 333.



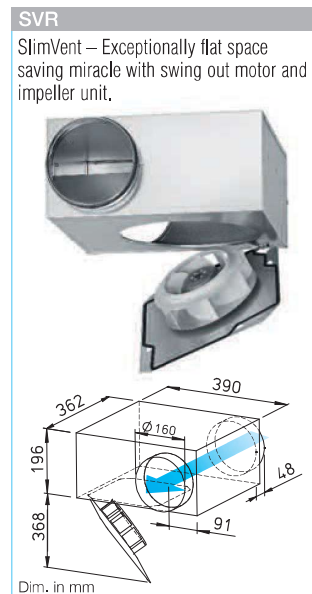
Specification RR

- **Casing**
Robust casing from galvanised sheet steel for harsh operating conditions. Intake and exhaust Spigots on intake and exhaust fit standard ducts.
- **Speed control**
From 0 – 100% by means of electronic controller or step transformer (see table) or two-speed operation with Type DS 2/2 (accessories).
Type DS 2/2 Ref. no. 1267
- **Electrical connection**
Terminal box (IP 54) located on outer casing.
- **Impeller**
Centrifugal impeller with backward curved polymer blades. Directly mounted to motor and dynamically balanced as a unit. Low-noise, highly efficient.
- **Protection class**
When installed in intake and exhaust ducting and rainwater penetration is prevented, the fan is rated IP 44.



Specification RRK

- **Casing**
Alternative in corrosion and impact resistant polymer casing. All components made from corrosion and impact resistant polymer. Six built-in guide vanes also increase the level of efficiency. Colour: Silver-grey.
- **Speed control**
From 0 – 100% by means of electronic controller or step transformer (see table).
- **Electrical connection**
Terminal box (IP 54) located on outer casing.
- **Impeller**
Centrifugal impeller with backward curved polymer blades. Directly mounted to motor and dynamically balanced as a unit. Low-noise, highly efficient.
- **Protection class**
IP 44



Specification SVR

- **Casing**
SlimVent – Exceptionally flat space saving miracle with swing out motor and impeller unit. Flat and robust casing from galvanised sheet steel. Spigots on intake and extract with twin-seal rubber gaskets fit into standard ducts. Particularly service-friendly (cleaning) through swing out motor and impeller unit without disassembly of system components. Space for the swing out facility must be considered.
- **Speed control**
From 0 – 100% by means of electronic controller or step transformer (see table) or two-speed operation with Type DS 2/2 (accessories).
Type DS 2/2 Ref. no. 1267
- **Electrical connection**
Terminal box (IP 54) fitted to running cable.
- **Impeller**
Energy-saving centrifugal impeller with forward curved blades. Dynamically balanced for low noise operation.
- **Protection class**
When installed in ducting IP 44.

Type	Ref. no.	Air flow volume (FD) V m³/h	Nominal R.P.M. min⁻¹	Sound press. case breakout db(A) in 1 m	Power consumption W	Current		Wiring diagram No.	max. air flow temp. control		Weight net approx. kg	Transformer-speed controller 5-step		Electronic* speed controller, stepless flush / surface	
						full load A	control A		full load +°C	control +°C		Type	Ref. no.	Type	Ref. no.
Type RR, 1 phase motor, 230 V, 50 Hz, capacitor motor, IP 44															
RR 160 B ¹⁾	5656	530 ¹⁾ /370	2540 ¹⁾ /1695	42	62 ¹⁾ /40	0.27 ¹⁾ /0.18	0.27	934.1	60	60	3.2	TSW 0,3	3608	ESU 1 / ESA 1	0236 / 0238
RR 160 C ¹⁾	5657	870 ¹⁾ /610	2480 ¹⁾ /1580	49	101 ¹⁾ /64	0.44 ¹⁾ /0.28	0.44	934.1	65	65	4.3	TSW 1,5	1495	ESU 1 / ESA 1	0236 / 0238
Type RRK, 1 phase motor, 230 V, 50 Hz, 1 phase motor, IP 44															
RRK 160	5976	430	2400	46	70	0.30	0.30	508	70	50	3.4	TSW 0,3	3608	ESU 1 / ESA 1	0236 / 0238
Type SVR, 1 phase motor, 230 V, 50 Hz, 1 phase motor, IP 33															
SVR 160 K ²⁾	2672	450/310 ²⁾	2550/1740 ²⁾	45/37 ²⁾	61/42 ²⁾	0.26/0.19 ²⁾	0.25	934.1	60	60	6.7	TSW 1,5	1495	ESU 1 / ESA 1	0236 / 0238

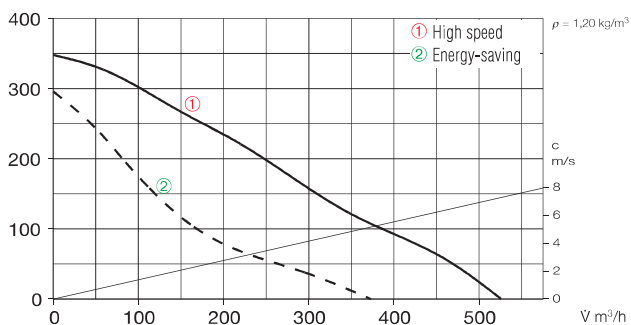
¹⁾ Type with high speed; standard with additional energy-saving speed level (see performance diagram).

²⁾ Values are related to the 2 speeds (see performance diagram).

* In noise relevant cases transformer controller must be provided. An electronic controller can trigger a distracting magnetisation noise.

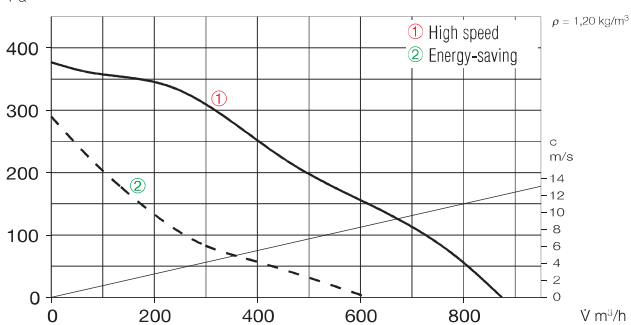
RR 160 B

Frequency	Hz	Total	125	250	500	1k	2k	4k	8k
L _{WA} Case breakout		dB(A)	49	24	39	40	45	44	32
L _{WA} Intake		dB(A)	69	54	64	65	63	58	48



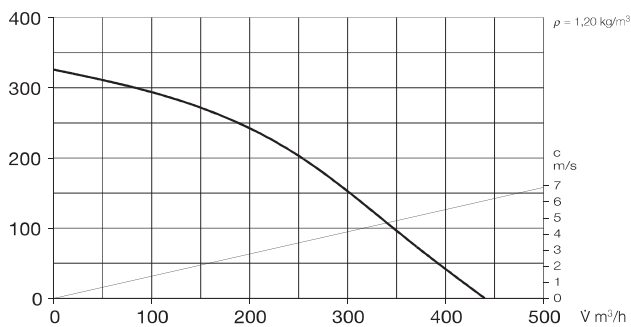
RR 160 C

Frequency	Hz	Total	125	250	500	1k	2k	4k	8k
L _{WA} Case breakout		dB(A)	56	34	42	49	54	47	35
L _{WA} Intake		dB(A)	73	60	64	68	64	64	54



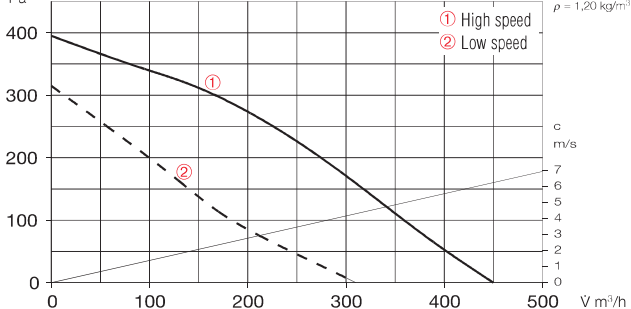
RRK 160

Frequency	Hz	Total	125	250	500	1k	2k	4k	8k
L _{WA} Case breakout		dB(A)	53	31	40	47	47	38	26
L _{WA} Intake		dB(A)	59	42	50	53	52	49	38



SVR 160 K

Frequency	Hz	Total	125	250	500	1k	2k	4k	8k
L _{WA} Case breakout		dB(A)	53	39	48	50	41	39	31
L _{WA} Intake		dB(A)	68	59	65	62	57	52	45
L _{WA} Exhaust		dB(A)	70	59	65	66	60	56	47




Accessories

Pipe clamp connectors

Type BM 160 Ref. no. 5077

A quick-fix method for connecting fans to ducting, reducing vibration transmission (1 kit = 2 pieces). When installing leave a little gap between fan and ducting.



Mounting feet for RR

Type MK 4 Ref. no. 5824

Mounting feet for RRK

Type MK 2 Ref. no. 5822


Made from galvanised steel sheet.



Gravity shutter

Type VK 160 Ref. no. 0892

Automatic made from white polymer.



Rain repellent grille

Type G 160 Ref. no. 0893

Made from white polymer.



Guard

Type SGR 160 Ref. no. 5069

For intake and exhaust installation on fan, made from galvanised steel.



Backdraught shutter

Type RSK 160 Ref. no. 5669

Automatic, made from metal.



Flexible attenuator

Type FSD 160 Ref. no. 0678

Spigotted aluminium attenuator with 50 mm insulation. Length 1 m.



Air filter box

LFBR 160 G4 Ref. no. 8578

LFBR 160 F7 Ref. no. 8532

Air filter with large surface area to be installed in-line with ducting.



Electric heater batteries

EHR-R 1,2/160 1,2 kW No. 9434

EHR-R 2,4/160 2,4 kW No. 9435

EHR-R 5/160 5,0 kW No. 8710

– with integrated temp. control

EHR-R 2,4/160 TR 2,4 kW No. 5294


Room or duct sensor required

(TFK/TFR, accessory).



Temperature control system for electric heater batteries EHR-R

Type EHS Ref. no. 5002



Warm water heater battery

Type WHR 160 Ref. no. 9481

Compact heat exchanger for in-line installation.



Temperature control system for warm water heater battery

Type WHST 300 T38 No. 8817

For medium to smaller air flow volumes against high resistances.

Specifically made for in-duct installation. High pressure characteristic to overcome resistances of bends, filters etc. Universal in application for domestic, commercial and industrial purposes.

Special features


- Less space required and simple site installation of the compact in line design.
- Its simplicity reduces site costs.
- Supply and exhaust air spigots fit all standard circular duct sizes.
- Power adjustment by 100% variable speed control.
- Installation in any position.
- Wide range of accessories.
- Aerodynamically optimized casing design.

Common features

- **Motor**
Closed, ball bearing-mounted external rotor motor with humidity protection, insulation class F, for continuous operation, maintenance free and interference-free.
- **Motor protection**
Automatically switches off and on again after cooling due to built-in thermal contacts with the winding wired in series.
- **Installation**
Can be mounted in any position – horizontal, vertical or diagonal – suitable for supply and extract ventilation by correct installation. To minimise the effective noise level it is recommended that the fan is installed as remote as possible from the ventilated space.
- **Sound levels**
See page 333.

RR

Market-leading series offering excellent value for money. With energy saving mode as standard.




Dim. in mm

Specification RR

- **Casing**
Robust casing from galvanised sheet steel for harsh operating conditions. Intake and exhaust Spigots on intake and exhaust fit standard ducts.
- **Speed control**
From 0 – 100% by means of electronic controller or step transformer (see table). Two-speed operation possible for Type RR 200 A using Type DS 2/2 (accessories).
Type DS 2/2 Ref. no. 1267
- **Electrical connection**
Terminal box (IP 54) located on outer casing.
- **Impeller**
Centrifugal impeller with backward curved polymer blades. Directly mounted to motor and dynamically balanced as a unit. Low-noise, highly efficient.
- **Protection class**
When installed in intake and exhaust ducting and rainwater penetration is prevented, the fan is rated IP 44.

RRK

Alternative in corrosion and impact resistant polymer casing.



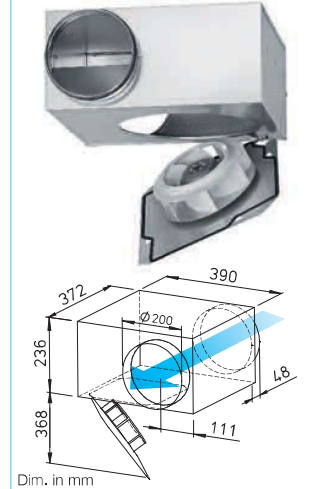
Dim. in mm

Specification RRK

- **Casing**
All components made from corrosion and impact resistant polymer. Six built-in guide vanes also increase the level of efficiency. Colour: Silver-grey.
- **Speed control**
From 0 – 100% by means of electronic controller or step transformer (see table).
- **Electrical connection**
Terminal box (IP 54) located on outer casing.
- **Impeller**
Centrifugal impeller with backward curved polymer blades. Directly mounted to motor and dynamically balanced as a unit. Low-noise, highly efficient.
- **Protection class**
IP 44

SVR

SlimVent – Exceptionally flat space saving miracle with swing out motor and impeller unit.



Dim. in mm

Specification SVR

- **Casing**
Flat and robust casing from galvanised sheet steel. Spigots on intake and extract with twin-seal rubber gaskets fit into standard ducts. Particularly service-friendly (cleaning) through swing out motor and impeller unit without disassembly of system components. Space for the swing out facility must be considered.
- **Speed control**
From 0 – 100% by means of electronic controller or step transformer (see table).
- **Electrical connection**
Terminal box (IP 54) fitted to running cable.
- **Impeller**
Energy-saving centrifugal impeller with forward curved blades. Dynamically balanced for low noise operation.
- **Protection class**
When installed in ducting IP 44.

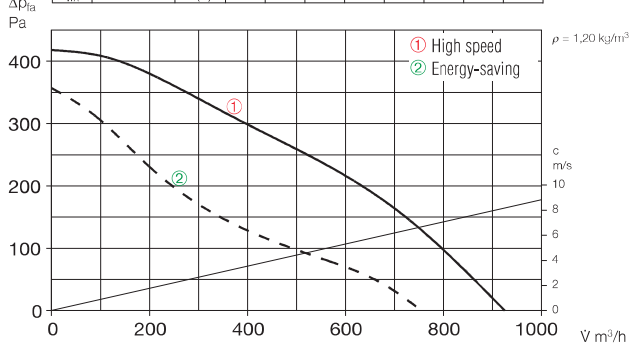
Type	Ref. no.	Air flow volume (FD) m³/h	Nominal R.P.M. min⁻¹	Sound press. case breakout db(A) in 1 m	Power consumption W	Current		Wiring diagram No.	max. air flow temp. control		Weight net approx. kg	Transformer-speed controller 5-step		Electronic* speed controller, stepless flush / surface		
						full load A	control A		full load +°C	control +°C		Type	Ref. no.	Type	Ref. no.	
Type RR, 1 phase motor, 230 V, 50 Hz, capacitor motor, IP 44 (Type RR 200 B, IP 33)																
RR 200 A ¹⁾	5658	930 ¹⁾ /760	2580 ¹⁾ /1830	47	115 ¹⁾ /85	0.51 ¹⁾ /0.39	0.51	934.1	60	60	4.6	TSW 1,5	1495	ESU 1 / ESA 1	0236 / 0238	
RR 200 B	5659	980	2750	44	145	0.63	0.78	508	70	60	5.0	TSW 1,5	1495	ESU 1 / ESA 1	0236 / 0238	
Type RRK, 1 phase motor, 230 V, 50 Hz, capacitor motor, IP 44																
RRK 200	5977	780	2395	56	115	0.50	0.50	508	60	50	3.6	TSW 1,5	1495	ESU 1 / ESA 1	0236 / 0238	
Type SVR, 1 phase motor, 230 V, 50 Hz, capacitor motor, IP 33																
SVR 200 K	2673	980	2730	57	154	0.67	0.81	508	70	50	8.4	TSW 1,5	1495	ESU 1 / ESA 1	0236 / 0238	

¹⁾ Type with high speed; standard with additional energy-saving speed level (see performance diagram).

* In noise relevant cases transformer controller must be provided. An electronic controller can trigger a distracting magnetisation noise.

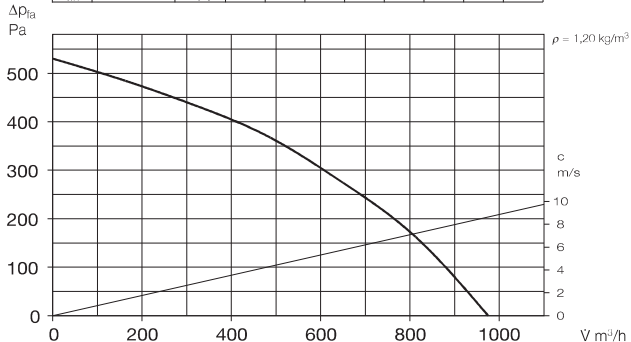
RR 200 A

Frequency	Hz	Total	125	250	500	1k	2k	4k	8k
L _{WA} Case breakout	dB(A)	54	31	42	46	50	47	48	34
L _{WA} Intake	dB(A)	72	60	64	67	66	64	65	55



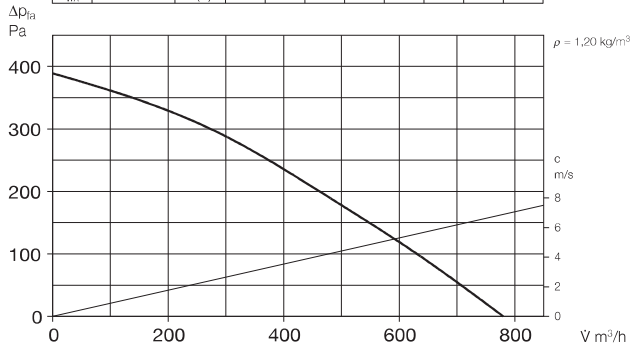
RR 200 B

Frequency	Hz	Total	125	250	500	1k	2k	4k	8k
L _{WA} Case breakout	dB(A)	52	34	41	46	48	44	44	35
L _{WA} Intake	dB(A)	74	62	67	69	66	63	62	57



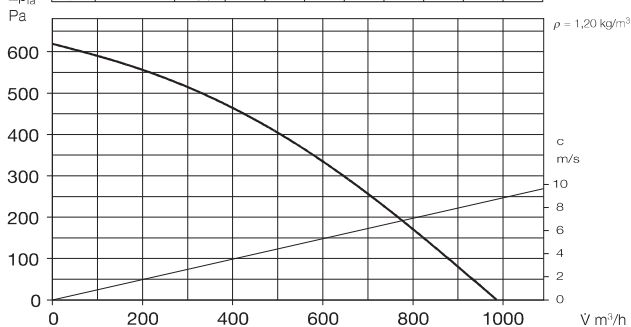
RRK 200

Frequency	Hz	Total	125	250	500	1k	2k	4k	8k
L _{WA} Case breakout	dB(A)	63	42	47	57	58	57	51	38
L _{WA} Intake	dB(A)	73	51	64	71	69	65	62	54



SVR 200 K

Frequency	Hz	Total	125	250	500	1k	2k	4k	8k
L _{WA} Case breakout	dB(A)	65	47	62	61	53	48	42	36
L _{WA} Intake	dB(A)	78	65	74	73	65	63	60	57
L _{WA} Exhaust	dB(A)	82	69	77	79	71	70	66	63




Accessories

Pipe clamp connectors

Type BM 200 Ref. no. 5078

A quick-fix method for connecting fans to ducting, reducing vibration transmission (1 kit = 2 pieces). When installing leave a little gap between fan and ducting.



Mounting feet for RR

Type MK 4 Ref. no. 5824

Mounting feet for RRK

Type MK 2 Ref. no. 5822


Made from galvanised steel sheet.



Gravity shutter

Type VK 200 Ref. no. 0758

Made from polymer, light grey.



Rain repellent grille

Type RAG 200 Ref. no. 0750

Made from polymer, light grey.

Guard

Type SGR 200 Ref. no. 5066

For intake and exhaust installation on fan, made from galvanised steel.



Backdraught shutter

Type RSK 200 Ref. no. 5074

Automatic, made from metal.



Flexible attenuator

Type FSD 200 Ref. no. 0679

Spigotted aluminium attenuator with 50 mm insulation. Length 1 m.



Air filter box

LFBR 200 G4 Ref. no. 8579

LFBR 200 F7 Ref. no. 8533

Air filter with large surface area to be installed in-line with ducting.



Electric heater batteries

EHR-R 1,2/200 1,2 kW No. 9436

EHR-R 2/200 2,0 kW No. 9437

EHR-R 5/200 5,0 kW No. 8711

– with integrated temp. control

EHR-R 5/200 TR 5,0 kW No. 5295

Room or duct sensor required (TFK/TFR, accessory).



Temperature control system for electric heater batteries EHR-R


Type EHS Ref. no. 5002



Warm water heater battery


Type WHR 200 Ref. no. 9482

Compact heat exchanger for in-line installation.



Temperature control system for warm water heater battery

Type WHST 300 T38 No. 8817



For medium to smaller air flow volumes against high resistances.

Specifically made for in-duct installation. High pressure characteristic to overcome resistances of bends, filters etc. Universal in application for domestic, commercial and industrial purposes.

Special features

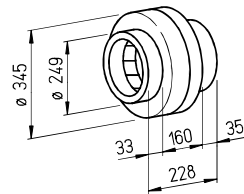
- Less space required and simple site installation of the compact in line design.
- Its simplicity reduces site costs.
- Supply and exhaust air spigots fit all standard circular duct sizes.
- Power adjustment by 100% variable speed control.
- Installation in any position.
- Wide range of accessories.
- Aerodynamically optimized casing design.

Common features

- Motor**
Closed, ball bearing-mounted external rotor motor with humidity protection, insulation class F, for continuous operation, maintenance free and interference-free.
- Motor protection**
Automatically switches off and on again after cooling due to built-in thermal contacts with the winding wired in series.

RR

Market-leading series offering excellent value for money.
With energy saving mode as standard.



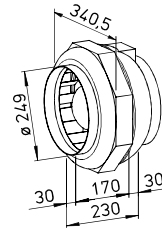
Dim. in mm

Specification RR

- Casing**
Robust casing from galvanised sheet steel for harsh operating conditions. Intake and exhaust Spigots on intake and exhaust fit standard ducts.
- Speed control**
From 0 – 100% by means of electronic controller or step transformer (see table).
Two-speed operation possible for Type RR 200 A using Type DS 2/2 (accessories).
Type DS 2/2 Ref. no. 1267
- Electrical connection**
Terminal box (IP 54) located on outer casing.
- Impeller**
Centrifugal impeller with backward curved polymer blades. Directly mounted to motor and dynamically balanced as a unit. Low-noise, highly efficient.
- Protection class**
When installed in intake and exhaust ducting and rainwater penetration is prevented, the fan is rated IP 44.

RRK



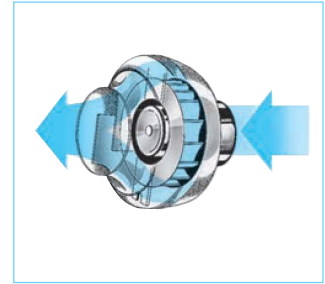
Alternative in corrosion and impact resistant polymer casing.



Dim. in mm

Specification RRK

- Casing**
All components made from corrosion and impact resistant polymer. Six built-in guide vanes also increase the level of efficiency. Colour: Silver-grey.
- Speed control**
From 0 – 100% by means of electronic controller or step transformer (see table).
- Electrical connection**
Terminal box (IP 54) located on outer casing.
- Impeller**
Centrifugal impeller with backward curved polymer blades. Directly mounted to motor and dynamically balanced as a unit. Low-noise, highly efficient.
- Protection class**
IP 44



Installation

Can be mounted in any position – horizontal, vertical or diagonal – suitable for supply and extract ventilation by correct installation. To minimise the effective noise level it is recommended that the fan is installed as remote as possible from the ventilated space.

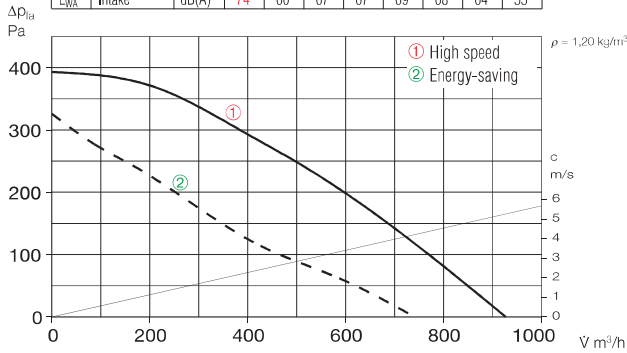
Type	Ref. no.	Air flow volume (FID)	Nominal R.P.M.	Sound press. case breakout	Power consumption	Current full load	Current control	Wiring diagram	max. air flow temp. full load	Weight net approx.	Transformer-speed controller 5-step	Electronic* speed controller, stepless flush / surface
		∇ m³/h	min⁻¹	db(A) in 1 m	W	A	A	No.	+°C	+°C	kg	Type Ref. no.
Type RR, 1 phase motor, 230 V, 50 Hz, capacitor motor, IP 44 (Type RR 250 C, IP 33)												
RR 250 A ¹⁾	5652	886 ¹⁾ /740	2580 ¹⁾ /1910	46	115 ¹⁾ /83	0.50 ¹⁾ /0.38	0.50	934.1	60	60	4.6	TSW 1,5 1495 ESU 1 / ESA 1 0236 / 0238
RR 250 C	5660	970	2750	45	145	0.63	0.78	508	70	60	5.0	TSW 1,5 1495 ESU 1 / ESA 1 0236 / 0238
Type RRK, 1 phase motor, 230 V, 50 Hz, capacitor motor, IP 44												
RRK 250	5978	912	2450	53	115	0.50	0.50	508	50	40	3.9	TSW 1,5 1495 ESU 1 / ESA 1 0236 / 0238

¹⁾ Type with high speed; standard with additional energy-saving speed level (see performance diagram).

* In noise relevant cases transformer controller must be provided. An electronic controller can trigger a distracting magnetisation noise.

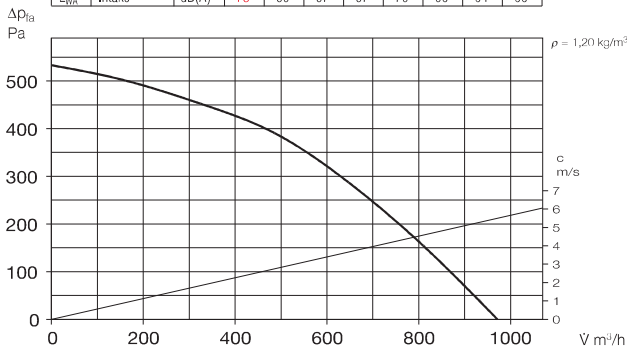
RR 250 A

Frequency	Hz	Total	125	250	500	1k	2k	4k	8k	
L _{WA} Case breakout		dB(A)	54	30	34	47	52	47	44	38
L _{WA} Intake		dB(A)	74	60	67	67	69	68	64	55



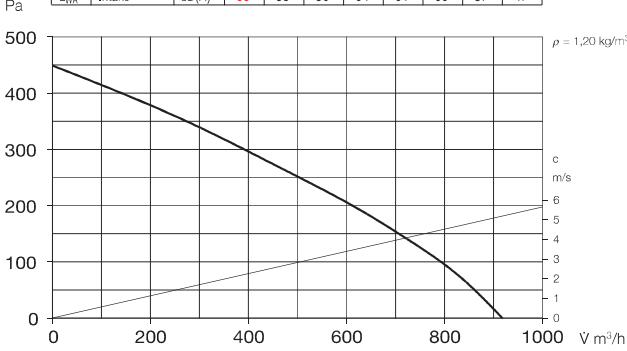
RR 250 C

Frequency	Hz	Total	125	250	500	1k	2k	4k	8k	
L _{WA} Case breakout		dB(A)	53	31	42	46	49	46	43	38
L _{WA} Intake		dB(A)	75	60	67	67	70	66	64	66



RRK 250

Frequency	Hz	Total	125	250	500	1k	2k	4k	8k	
L _{WA} Case breakout		dB(A)	60	46	49	52	56	55	51	41
L _{WA} Intake		dB(A)	68	53	56	64	61	60	57	47



Sound levels

Total sound power levels and the spectrum figures in dB(A) are given for

- Sound level case breakout
- Sound level intake/exhaust

In addition, the case breakout and intake air noise figures are given as sound pressure levels at 1 metre (free field conditions) in the technical data table (see left page).

Note

Techn. description	Page
Selection chart	296
Information for planning	297
Modular system	10 on 294

Accessory details


Filters, heater batteries and attenuators	Page
Temperature control systems for heater batteries	421 on 427, 431 on
Flexible ventilation ducting, grilles, adaptors, roof terminations	487 on
Poppet valves	508 on
Speed controllers and switches	525 on

Accessories

Pipe clamp connectors

Type BM 250 Ref. no. 5079

A quick-fix method for connecting fans to ducting, reducing vibration transmission (1 kit = 2 pieces). When installing leave a little gap between fan and ducting.



Mounting feet for RR

Type MK 4 Ref. no. 5824

Mounting feet for RRRK

Type MK 2 Ref. no. 5822


Made from galvanised steel sheet.



Gravity shutter

Type VK 250 Ref. no. 0759

Automatic made from polymer, light grey.



Rain repellent grille

Type RAG 250 Ref. no. 0751

Made from polymer, light grey.



Guard

Type SGR 250 Ref. no. 5067

For intake and exhaust installation on fan, made from galvanised steel.



Backdraught shutter

Type RSK 250 Ref. no. 5673

Automatic, made from metal.



Flexible attenuator

Type FSD 250 Ref. no. 0680

Spigotted aluminium attenuator with 50 mm insulation. Length 1 m.



Air filter box

LFBR 250 G4 Ref. no. 8580

LFBR 250 F7 Ref. no. 8534

Air filter with large surface area to be installed in-line with ducting.




Electric heater batteries

EHR-R 6/250 6,0 kW No. 8712

– with integrated temp. control

EHR-R 6/250 TR 6,0 kW No. 5296

Room or duct sensor required (TFK/TFR, accessory).



Temperature control system for electric heater batteries EHR-R


Type EHS Ref. no. 5002



Warm water heater battery

Type WHR 250 Ref. no. 9483

Compact heat exchanger for in-line installation.



Temperature control system for warm water heater battery

Type WHS HE Ref. no. 8319



For medium to smaller air flow volumes against high resistances.

Specifically made for in-duct installation. High pressure characteristic to overcome resistances of bends, filters etc. Universal in application for domestic, commercial and industrial purposes.

Special features

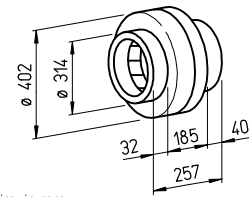
- Less space required and simple site installation of the compact in line design.
- Its simplicity reduces site costs.
- Supply and exhaust air spigots fit all standard circular duct sizes.
- Power adjustment by 100% variable speed control.
- Installation in any position.
- Wide range of accessories.
- Aerodynamically optimized casing design.

Common features

- Motor**
Closed, ball bearing-mounted external rotor motor with humidity protection, insulation class F, for continuous operation, maintenance free and interference-free.
- Motor protection**
Automatically switches off and on again after cooling due to built-in thermal contacts with the winding wired in series.

RR

Market-leading series offering excellent value for money.



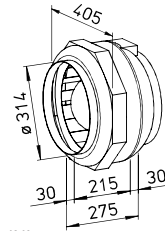
Dim. in mm

Specification RR

- Casing**
Robust casing from galvanised sheet steel for harsh operating conditions. Intake and exhaust Spigots on intake and exhaust fit standard ducts.
- Speed control**
From 0 – 100% by means of electronic controller or step transformer (see table).
- Electrical connection**
Terminal box (IP 54) located on outer casing.
- Impeller**
Centrifugal impeller with backward curved polymer blades. Directly mounted to motor and dynamically balanced as a unit. Low-noise, highly efficient.
- Protection class**
When installed in intake and exhaust ducting and rainwater penetration is prevented, the fan is rated IP 44.

RRK



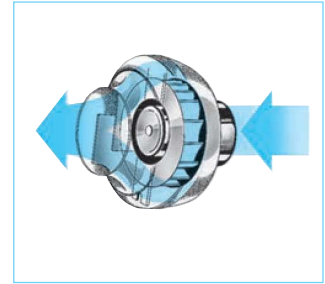
Alternative in corrosion and impact resistant polymer casing.



Dim. in mm

Specification RRK

- Casing**
All components made from corrosion and impact resistant polymer. Six built-in guide vanes also increase the level of efficiency. Colour: Silver-grey.
- Electrical connection**
Terminal box (IP 54) located on outer casing.
- Speed control**
From 0 – 100% by means of electronic controller or step transformer (see table).
- Impeller**
Centrifugal impeller with backward curved polymer blades. Directly mounted to motor and dynamically balanced as a unit. Low-noise, highly efficient.
- Protection class**
IP 44



Installation

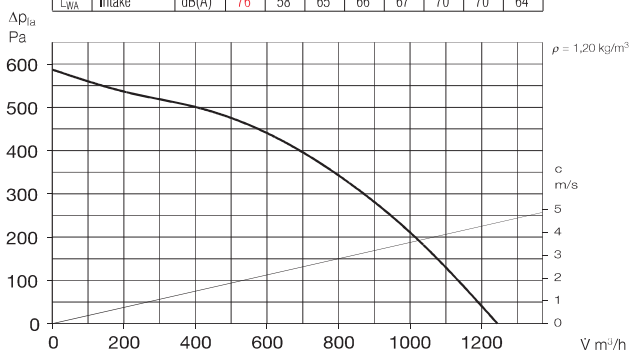
Can be mounted in any position – horizontal, vertical or diagonal – suitable for supply and extract ventilation by correct installation. To minimise the effective noise level it is recommended that the fan is installed as remote as possible from the ventilated space.

Type	Ref. no.	Air flow volume (FID)	Nominal R.P.M.	Sound press. case breakout	Power consumption	Current		Wiring diagram	max. air flow temp.		Weight net approx.	Transformer-speed controller 5-step		Electronic* speed controller, stepless flush / surface	
						full load	control		full load	control		Type	Ref. no.	Type	Ref. no.
		∇ m³/h	min⁻¹	db(A) in 1 m	W	A	A	No.	+°C	+°C	kg	Type	Ref. no.	Type	Ref. no.
Type RR, 1 phase motor, 230 V, 50 Hz, capacitor motor, IP 44															
RR 315	5920	1260	2660	46	200	0.87	0.97	508	70	60	6.1	TSW 1,5	1495	ESU 3 / ESA 3	0237 / 0239
Type RRK, 1 phase motor, 230 V, 50 Hz, capacitor motor, IP 44															
RRK 315	5979	1060	2690	48	170	0.75	0.97	508	70	60	5.7	TSW 1,5	1495	ESU 3 / ESA 3	0237 / 0239

* In noise relevant cases transformer controller must be provided. An electronic controller can trigger a distracting magnetisation noise.

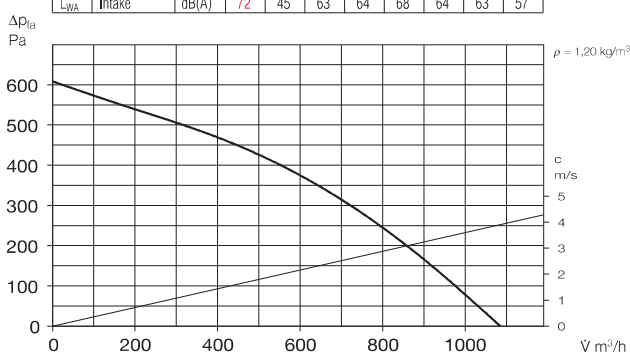
RR 315

Frequency	Hz	Total	125	250	500	1k	2k	4k	8k	
LWA Case breakout		dB(A)	54	40	45	46	48	49	46	37
LWA Intake		dB(A)	76	58	65	66	67	70	70	64



RRK 315

Frequency	Hz	Total	125	250	500	1k	2k	4k	8k	
LWA Case breakout		dB(A)	55	40	45	50	50	47	43	34
LWA Intake		dB(A)	72	45	63	64	68	64	63	57



Sound levels

Total sound power levels and the spectrum figures in dB(A) are given for

- Sound level case breakout
- Sound level intake/exhaust

In addition, the case breakout and intake air noise figures are given as sound pressure levels at 1 metre (free field conditions) in the technical data table (see left page).

Note Page

Techn. description	296
Selection chart	297
Information for planning Modular system	10 on 294

Accessory details Page


Filters, heater batteries and attenuators	421 on
Temperature control systems for heater batteries	427, 431 on
Flexible ventilation ducting, grilles, adaptors, roof terminations	487 on
Poppet valves	508 on
Speed controllers and switches	525 on

Accessories

Pipe clamp connectors

Type BM 315 Ref. no. 5080

A quick-fix method for connecting fans to ducting, reducing vibration transmission (1 kit = 2 pieces). When installing leave a little gap between fan and ducting.



Mounting feet for RR

Type MK 4 Ref. no. 5824

Mounting feet for RRK

Type MK 3 Ref. no. 5823


Made from galvanised steel sheet.



Gravity shutter

Type VK 315 Ref. no. 0760

Automatic made from polymer, light grey.



Rain repellent grille

Type RAG 315 Ref. no. 0752

Made from polymer, light grey.



Guard

Type SGR 315 Ref. no. 5068

For intake and exhaust installation on fan, made from galvanised steel.



Backdraught shutter

Type RSK 315 Ref. no. 5674

Automatic, made from metal.



Flexible attenuator

Type FSD 315 Ref. no. 0681

Spigotted aluminium attenuator with 50 mm insulation. Length 1 m.



Air filter box

LFBR 315 G4 Ref. no. 8581

LFBR 315 F7 Ref. no. 8535

Air filter with large surface area to be installed in-line with ducting.



Electric heater batteries

EHR-R 6/315 6,0 kW No. 8713

– with integrated temp. control

EHR-R 6/315 TR 6,0 kW No. 5301

Room or duct sensor required (TFK/TFR, accessory).



Temperature control system for electric heater batteries EHR-R

Type EHS Ref. no. 5002



Warm water heater battery

Type WHR 315 Ref. no. 9484

Compact heat exchanger for in-line installation.



Temperature control system for warm water heater battery

Type WHS HE Ref. no. 8319

