Acoustic Line from Helios.
Ventilation doesn't get any quieter.

LOW-NOISE

Acoustic Line in-line fans guarantee the lowers possible sound level for the intake side and casing-borne noise. They are suitable for use in the residential, commercial and industrial sectors and equipped with impellers capable of high-performance that are simultaneously energy-efficient and quiet impellers. Casing designed for sound insulation with 50 mm thick mineral wool lining also ensure particularly quiet operation.

HELIOS SILENTBOX®

Ø 125 to 400 mm
V̇ = 230 – 4760 m³/h

The Helios SilentBox® is the clever solution for exhaust air and outdoor air ventilation systems with specific requirements on the noise level. With a sound-insulated casing for almost silent operation. The removable casing cover and the removable fan unit are ideal when it comes to maintenance and cleaning.

HELIOS SLIMVENT

Ø 125 to 315 mm
V̇ = 400 – 1630 m³/h

The flat SlimVent models are only slightly larger than the duct diameter and allow for simple, space-saving installation in any chosen location. The high pressure allows for longer stretches of ducting and overcomes further system resistance. Minimal noise levels are achieved thanks to the complete mineral wool lining.

Acoustic Line

Energy-efficient
EC version

344on

Acoustic Line

Standard AC types

358on

SilentBox® SB EC

acousticline

Virtually noise-free with high air flow volumes against high resistances. Ideal for maintenance and cleaning.

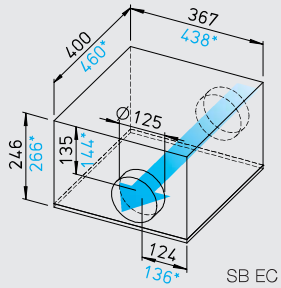

Dim. in mm

SB EC 125 A, *SB EC 125 B

SlimVent SVS EC

acousticline

Ultra low profile. Ideal for applications with limited installation space. With sound-insulating mineral wool lining for particularly noise-free operation.

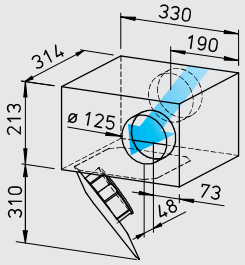

Dim. in mm

■ **Similarities SilentBox® SB EC and SlimVent SVS EC**

☐ **Installation**
Installation in any position without restriction – horizontally, vertically or pitched – suitable for intake or extract. Mounting bracket included in delivery.

☐ **Motor**
Energy saving, speed controllable EC-external rotor motors with highest efficiency, protection to IP 44 (SB EC 125 A IP 54). With ball bearings, maintenance-free and interference-free. Dynamically balanced for low noise operation.

☐ **Speed control**
Stepless speed control with potentiometer or stepless speed control with universal control system (see table). Duties at different speeds are exemplarily given in the performance curve.

☐ **Motor protection**
Integrated electronic temperature monitoring for EC-motor and electronics.

☐ **Sound levels**
See page 351.

■ **Specification SilentBox® EC**

☐ **Casing**
Like an internal attenuator. Acoustically lined with abrasive resistant 50 mm thick mineral fibreboard. Four quick release clamps permit easy access to the impeller set. Motor-impeller unit can be pulled out, the pull-out range must be considered. Spigots on intake and exhaust twin-seal rubber gaskets fit standard ducts. All parts manufactured from galvanised sheet steel.

☐ **Impeller**
With backward curved impeller. Inflow via inlet cone.
SB EC 125 A forward curved impeller in aerodynamically optimised volute casing, galvanised sheet steel.

☐ **Electrical connection**
Terminal box (IP 54) mounted on running cable.

☐ **Protection class**
With a connected pipe system IP 44 (SB EC 125 A IP 54).

■ **Specification SlimVent SVS EC**

☐ **Casing**
Extremely flat casing in longer design with more than 50 mm thick sound-absorbing mineral wool lining and glass fibre surface. The acoustic box which is placed in front of the fan reduces the sound level for the intake significantly. The sound level of the case breakout is reduced to a smaller extent (see sound levels in the tables above the performance curves).

☐ The swing out motor and impeller unit permits maintenance and cleaning without disassembly of system components. The swing-out range of the motor-impeller unit must be considered.

☐ **Impeller**
Energy-saving centrifugal impeller with backward curved blades from high quality polymer.

☐ **Electrical connection**
Terminal box (IP 54) mounted on running cable.

☐ **Protection class**
With a connected pipe system IP 44.

ECgreen Vent **60% Saving *** * with speed control

Type	Ref. no.	Connection Ø	Air flow volume (FID)	R.P.M.	Sound press. case breakout	Motor power	Current	Wiring diagram	max. air flow temperature	Weight net approx.	Universal control system		Speed-potentiometer flush		surface	
		mm	V̇ m³/h	min⁻¹	dB(A) in 1 m	kW	A	No.	+ °C	kg	Type	Ref. no.	Type	Ref. no.	Type	Ref. no.
Type SilentBox® SB EC, 1 ph. motor, 230 V, 50/60 Hz, EC motor, IP 54 (A), IP 44 (B)																
SB EC 125 A	6132	125	530	2790	43	0.12	1.00	979	60	10.0	**EUR EC** [1) 2)]	1347	**PU 10** [1)]	1734	**PA 10** [1)]	1735
SB EC 125 B	9624	125	600	3680	45	0.12	0.93	979	60	12.0	**EUR EC** [1) 2)]	1347	**PU 10** [1)]	1734	**PA 10** [1)]	1735
Type SVS EC, 1 ph. motor, 230 V, 50/60 Hz, EC motor, IP 44																
SVS EC 125	0016	125	590	3670	54	0.12	0.93	979	60	5.8	**EUR EC** [1) 2)]	1347	**PU 10** [1)]	1734	**PA 10** [1)]	1735

1) Several EC fans can normally be connected. 2) alternative electronic differential pressure/temp. controller (EDR/ETR, No. 1437/1438) or three step speed controller (SU/SA, No. 4266/4267), see accessories.

SB EC 125 A

Frequency		Hz	Total	125	250	500	1k	2k	4k	8k
L_{WA}	Case breakout	dB(A)	51	47	43	45	35	36	35	31
L_{WA}	Intake	dB(A)	66	63	58	50	47	54	53	49
L_{WA}	Exhaust	dB(A)	79	68	69	71	71	74	70	69

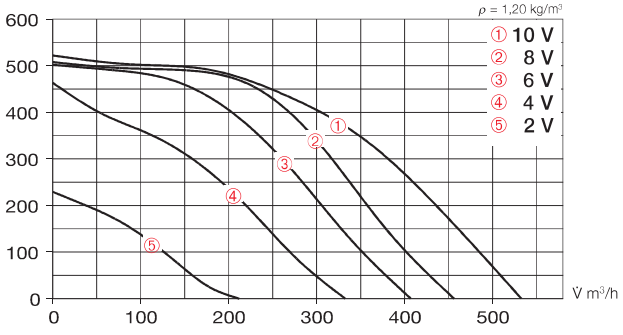

	Free discharge					
Voltage V	**n** min⁻¹	**V̇** m³/h	**P** W	**I** A	**Lp** dB(A)	**SFP** kW/m³/s
10	2380	530	110	0,95	43	0,75
8	2070	460	75	0,66	41	0,59
6	1890	410	55	0,48	39	0,48
4	1560	330	35	0,31	35	0,38

SB EC 125 B

Frequency		Hz	Total	125	250	500	1k	2k	4k	8k
L_{WA}	Case breakout	dB(A)	53	44	47	49	44	37	33	30
L_{WA}	Intake	dB(A)	61	58	55	53	47	48	44	36
L_{WA}	Exhaust	dB(A)	81	67	71	77	74	74	69	63

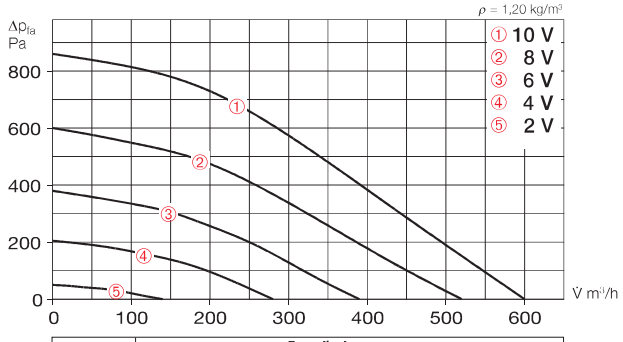

	Free discharge					
Voltage V	**n** min⁻¹	**V̇** m³/h	**P** W	**I** A	**Lp** dB(A)	**SFP** kW/m³/s
10	3720	600	115	0,91	45	0,68
8	3140	520	70	0,57	42	0,48
6	2500	390	40	0,32	38	0,37
4	1850	280	20	0,15	32	0,26

SVS EC 125

Frequency		Hz	Total	125	250	500	1k	2k	4k	8k
L_{WA}	Case breakout	dB(A)	62	47	51	60	54	52	46	39
L_{WA}	Intake	dB(A)	69	64	65	62	55	55	55	45
L_{WA}	Exhaust	dB(A)	81	68	70	76	75	73	71	61

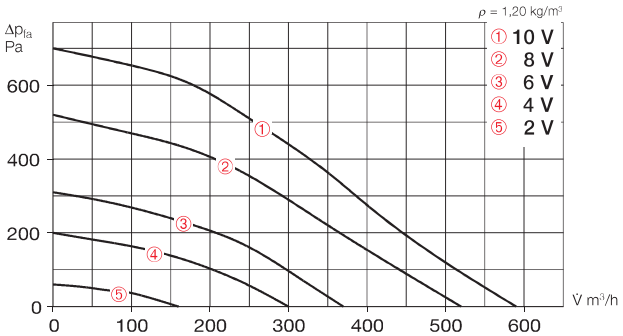

	Free discharge					
Voltage V	**n** min⁻¹	**V̇** m³/h	**P** W	**I** A	**Lp** dB(A)	**SFP** kW/m³/s
10	3680	590	115	0,92	54	0,71
8	3250	520	80	0,61	51	0,55
6	2500	370	40	0,31	46	0,39
4	2000	300	22	0,19	41	0,25

Accessories

Flexible sleeve
Type FM 125 Ref. no. 1682
Supplied with two hose clips as standard; for installation between fan and duct system. Prevents sound and vibration transmission to ducting and corrects small site misalignments. For intake or extract two sleeves are needed for complete isolation.



Gravity shutter
Type VK 125 Ref. no. 0857
Automatic made from polymer, white.

Fixed grille
Type G 160 Ref. no. 0893
Made from polymer, white.

Guard
Type SGR 125 Ref. no. 5064
For intake and extract installation. Made from powder-coated steel wire.

Backdraught shutter
Type RSKK 125 Ref. no. 5107
Automatic, made from polymer.

Flexible circular attenuator
Type FSD 125 Ref. no. 0677
Spigotted aluminium attenuator with 50 mm insulation. Length 1 m.



Air filter box
LFBR 125 G4 Ref. no. 8577
LFBR 125 F7 Ref. no. 8531
Air filter with large surface area, for installation in ducting.

Electric heater battery
EHR-R 0,8/125 0,8 kW No. 8709
EHR-R 1,2/125 1,2 kW No. 9433
– with integrated temp. control
EHR-R 0,8/125 TR 0,8 kW No. 5293
Room or duct sensor (TFK/TFR, accessories) required.

Temperature control system for electric heater battery EHR-R
Type EHS Ref. no. 5002

Warm water heater battery
Type WHR 125 Ref. no. 9480
Compact heat exchanger for in-line installation.



Temperature control system for warm water heater battery
Type WHST 300 T38 No. 8817

SilentBox® SB EC

acoustic line

Virtually noise-free with high air flow volumes against high resistances. Ideal for maintenance and cleaning.

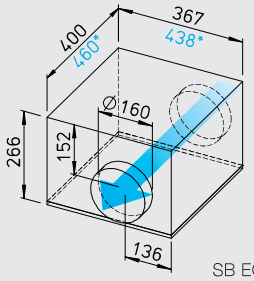

Dim. in mm

SB EC 160 A, *SB EC 160 B

SlimVent SVS EC

acoustic line

Ultra low profile. Ideal for applications with limited installation space. With sound-insulating mineral wool lining for particularly noise-free operation.

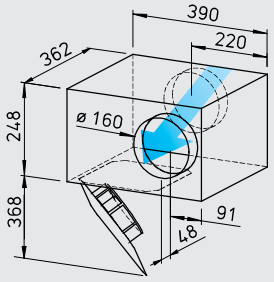

Dim. in mm

■ **Similarities SilentBox® SB EC and SlimVent SVS EC**

☐ **Installation**
Installation in any position without restriction – horizontally, vertically or pitched – suitable for intake or extract. Mounting bracket included in delivery.

☐ **Motor**
Energy saving, speed controllable EC-external rotor motors with highest efficiency, protection to IP 44 (SB EC 160 A IP 54). With ball bearings, maintenance-free and interference-free. Dynamically balanced for low noise operation.

☐ **Speed control**
Stepless speed control with potentiometer or stepless speed control with universal control system (see table). Duties at different speeds are exemplarily given in the performance curve.

☐ **Motor protection**
Integrated electronic temperature monitoring for EC-motor and electronics.

☐ **Sound levels**
See page 351.

■ **Specification SilentBox® EC**

☐ **Casing**
Like an internal attenuator. Acoustically lined with abrasive resistant 50 mm thick mineral fibreboard. Four quick release clamps permit easy access to the impeller set. Motor-impeller unit can be pulled out, the pull-out range must be considered. Spigots on intake and exhaust twin-seal rubber gaskets fit standard ducts. All parts manufactured from galvanised sheet steel.

☐ **Impeller**
With backward curved impeller. Inflow via inlet cone.
SB EC 160 A forward curved impeller in aerodynamically optimised volute casing, galvanised sheet steel.

☐ **Electrical connection**
Terminal box (IP 54) mounted on running cable.

☐ **Protection class**
With a connected pipe system IP 44 (SB EC 160 A IP 54).

■ **Specification SlimVent SVS EC**

☐ **Casing**
Extremely flat casing in longer design with more than 50 mm thick sound-absorbing mineral wool lining and glass fibre surface. The acoustic box which is placed in front of the fan reduces the sound level for the intake significantly. The sound level of the case breakout is reduced to a smaller extent (see sound levels in the tables above the performance curves).

☐ The swing out motor and impeller unit permits maintenance and cleaning without disassembly of system components. The swing-out range of the motor-impeller unit must be considered.

☐ **Impeller**
Energy-saving centrifugal impeller with backward curved blades from high quality polymer.

☐ **Electrical connection**
Terminal box (IP 54) mounted on running cable.

☐ **Protection class**
With a connected pipe system IP 44.

ECgreen Vent **60% Saving *** ** with speed control*

Type	Ref. no.	Connection Ø	Air flow volume (FID)	R.P.M.	Sound press. case breakout	Motor power	Current	Wiring diagram	max. air flow temperature	Weight net approx.	Universal control system		Speed-potentiometer flush		surface	
		mm	V̇ m³/h	min⁻¹	dB(A) in 1 m	kW	A	No.	+ °C	kg	Type	Ref. no.	Type	Ref. no.	Type	Ref. no.
Type SilentBox® SB EC, 1 ph. motor, 230 V, 50/60 Hz, EC motor, IP 54 (A), IP 44 (B)																
SB EC 160 A	6136	160	540	2640	41	0.12	0.98	979	60	10.0	**EUR EC** [1) 2)]	1347	**PU 10** [1)]	1734	**PA 10** [1)]	1735
SB EC 160 B	9625	160	670	3630	45	0.11	0.89	979	60	12.0	**EUR EC** [1) 2)]	1347	**PU 10** [1)]	1734	**PA 10** [1)]	1735
Type SVS EC, 1 ph. motor, 230 V, 50/60 Hz, EC motor, IP 44																
SVS EC 160 A [3)]	0017	160	620	3650	55	0.12	0.93	979	60	8.0	**EUR EC** [1) 2)]	1347	**PU 10** [1)]	1734	**PA 10** [1)]	1735
SVS EC 160 B	0018	160	800	3100	55	0.13	1.04	979	60	7.6	**EUR EC** [1) 2)]	1347	**PU 10** [1)]	1734	**PA 10** [1)]	1735

1) Several EC fans can normally be connected. 2) alternative electronic differential pressure/temp. controller (EDR/ETR, No. 1437/1438) or three step speed controller (SU/SA, No. 4266/4267), see accessories.
3) Characteristic curve on www.HeliosSelect.de

SB EC 160 A

Frequency		Hz	Total	125	250	500	1k	2k	4k	8k
L_{WA}	Case breakout	dB(A)	49	45	42	40	35	36	35	31
L_{WA}	Intake	dB(A)	65	62	59	52	46	50	46	44
L_{WA}	Exhaust	dB(A)	77	66	68	70	68	69	68	67

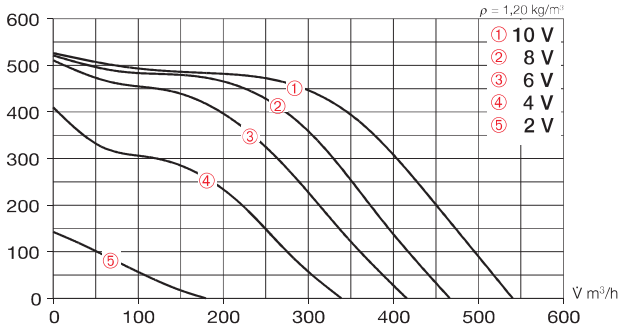

	Free discharge					
Voltage V	**n** min⁻¹	**V̇** m³/h	**P** W	**I** A	**Lp** dB(A)	**SFP** kW/m³/s
10	2060	540	100	0,86	41	0,80
8	1900	470	70	0,61	40	0,54
6	1640	420	50	0,44	37	0,43
4	1360	340	30	0,27	33	0,32

SB EC 160 B

Frequency		Hz	Total	125	250	500	1k	2k	4k	8k
L_{WA}	Case breakout	dB(A)	53	46	48	48	45	37	34	30
L_{WA}	Intake	dB(A)	64	62	57	53	47	47	45	37
L_{WA}	Exhaust	dB(A)	82	67	72	78	74	73	70	64

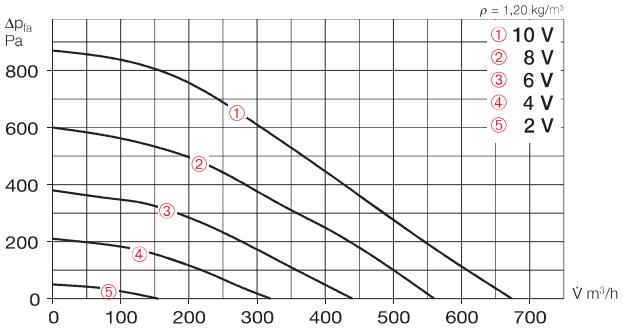

	Free discharge					
Voltage V	**n** min⁻¹	**V̇** m³/h	**P** W	**I** A	**Lp** dB(A)	**SFP** kW/m³/s
10	3630	670	115	0,89	45	0,62
8	3120	560	70	0,56	43	0,45
6	2500	440	35	0,30	39	0,28
4	1850	320	20	0,15	33	0,23

SVS EC 160 B

Frequency		Hz	Total	125	250	500	1k	2k	4k	8k
L_{WA}	Case breakout	dB(A)	63	50	56	60	52	50	44	37
L_{WA}	Intake	dB(A)	72	66	69	62	55	57	54	43
L_{WA}	Exhaust	dB(A)	80	69	73	76	71	71	68	58

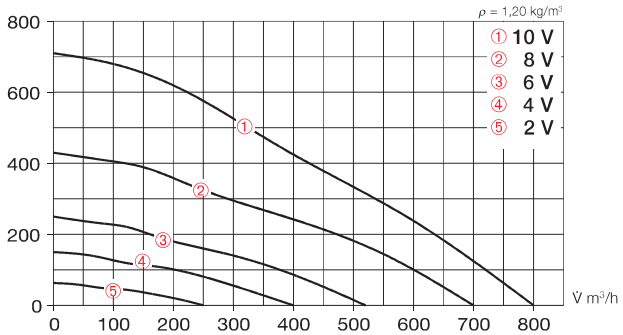

	Free discharge					
Voltage V	**n** min⁻¹	**V̇** m³/h	**P** W	**I** A	**Lp** dB(A)	**SFP** kW/m³/s
10	3100	800	130	1,04	55	0,59
8	2640	700	85	0,65	52	0,44
6	2000	520	40	0,32	46	0,28
4	1550	400	20	0,17	40	0,18

Accessories

Flexible sleeve
Type FM 160 Ref. no. 1684
Supplied with two hose clips as standard; for installation between fan and duct system. Prevents sound and vibration transmission to ducting and corrects small site misalignments. For intake or extract two sleeves are needed for complete isolation.



Gravity shutter
Type VK 160 Ref. no. 0892
Automatic made from polymer, white.

Fixed grille
Type G 160 Ref. no. 0893
Made from polymer, white.

Guard
Type SGR 160 Ref. no. 5069
For intake and extract installation. Made from galvanised steel.

Backdraught shutter
Type RSK 160 Ref. no. 5669
Automatic, made from metal.

Flexible circular attenuator
Type FSD 160 Ref. no. 0678
Spigotted aluminium attenuator with 50 mm insulation. Length 1 m.



Air filter box
LFBR 160 G4 Ref. no. 8578
LFBR 160 F7 Ref. no. 8532
Air filter with large surface area, for installation in ducting.

Electric heater battery
EHR-R 1,2/160 1,2 kW No. 9434
EHR-R 2,4/160 2,4 kW No. 9435
EHR-R 5/160 5,0 kW No. 8710
– with integrated temp. control
EHR-R 2,4/160 TR 2,4 kW No. 5294
Room or duct sensor (TFK/TFR, accessories) required.

Temperature control system for electric heater battery EHR-R
Type EHS Ref. no. 5002

Warm water heater battery
Type WHR 160 Ref. no. 9481
Compact heat exchanger for in-line installation.



Temperature control system for warm water heater battery
Type WHST 300 T38 No. 8817

SilentBox® SB EC

acousticline

Virtually noise-free with high air flow volumes against high resistances. Ideal for maintenance and cleaning.

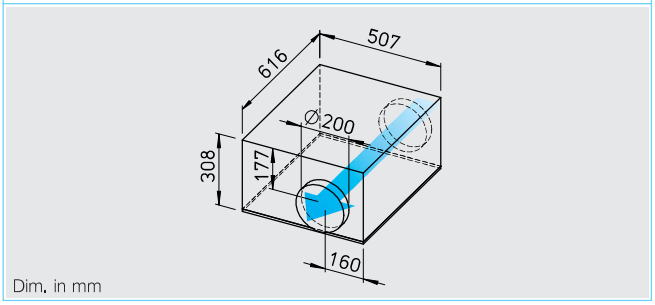

Dim. in mm

SlimVent SVS EC

acousticline

Ultra low profile. Ideal for applications with limited installation space. With sound-insulating mineral wool lining for particularly noise-free operation.

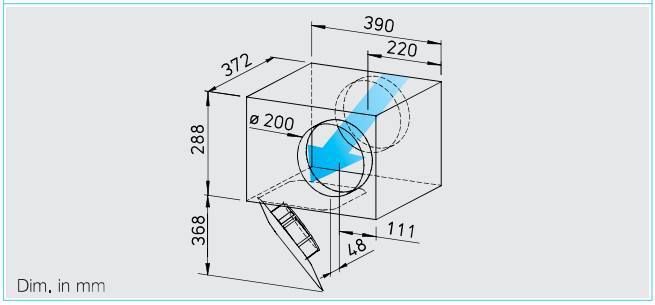

Dim. in mm

■ **Similarities SilentBox® SB EC and SlimVent SVS EC**

☐ **Installation**
Installation in any position without restriction – horizontally, vertically or pitched – suitable for intake or extract. Mounting bracket included in delivery.

☐ **Motor**
Energy saving, speed controllable EC-external rotor motors with highest efficiency, protection to IP 44 (SB EC 200 A IP 54). With ball bearings, maintenance-free and interference-free. Dynamically balanced for low noise operation.

☐ **Speed control**
Stepless speed control with potentiometer or stepless speed control with universal control system (see table). Duties at different speeds are exemplarily given in the performance curve.

☐ **Motor protection**
Integrated electronic temperature monitoring for EC-motor and electronics.

☐ **Sound levels**
See page 351.

■ **Specification SilentBox® EC**

☐ **Casing**
Like an internal attenuator. Acoustically lined with abrasive resistant 50 mm thick mineral fibreboard. Four quick release clamps permit easy access to the impeller set. Motor-impeller unit can swing-out, the swing-out range of the motor-impeller unit must be considered. Spigots on intake and exhaust twin-seal rubber gaskets fit standard ducts. All parts manufactured from galvanised sheet steel.

☐ **Impeller**
With backward curved impeller. Inflow via inlet cone.

☐ **Electrical connection**
Terminal box (IP 54) mounted on running cable.

☐ **Protection class**
With a connected pipe system IP 44 (SB EC 200 A IP 54).

■ **Specification SlimVent SVS EC**

☐ **Casing**
Extremely flat casing in longer design with more than 50 mm thick sound-absorbing mineral wool lining and glass fibre surface. The acoustic box which is placed in front of the fan reduces the sound level for the intake significantly. The sound level of the case breakout is reduced to a smaller extent (see sound levels in the tables above the performance curves).

☐ The swing out motor and impeller unit permits maintenance and cleaning without disassembly of system components. The swing-out range of the motor-impeller unit must be considered.

☐ **Impeller**
Energy-saving centrifugal impeller with backward curved blades from high quality polymer.

☐ **Electrical connection**
Terminal box (IP 54) mounted on running cable.

☐ **Protection class**
With a connected pipe system IP 44.

ECgreen Vent **65% Saving *** * with speed control

Type	Ref. no.	Connection Ø	Air flow volume (FID)	R.P.M.	Sound press. case breakout	Motor power	Current	Wiring diagram	max. air flow temperature	Weight net approx.	Universal control system		Speed-potentiometer flush		surface	
		mm	V̇ m³/h	min⁻¹	dB(A) in 1 m	kW	A	No.	+ °C	kg	Type	Ref. no.	Type	Ref. no.	Type	Ref. no.
Type SilentBox® SB EC, 1 ph. motor, 230 V, 50/60 Hz, EC motor, IP 54 (A), IP 44 (B)																
SB EC 200 A	6138	200	910	2900	45	0.12	0.99	979	60	19.0	**EUR EC** [1) 2)]	1347	**PU 10** [1)]	1734	**PA 10** [1)]	1735
SB EC 200 B	9626	200	1160	2890	50	0.16	1.24	979	60	19.0	**EUR EC** [1) 2)]	1347	**PU 10** [1)]	1734	**PA 10** [1)]	1735
Type SVS EC, 1 ph. motor, 230 V, 50/60 Hz, EC motor, IP 44																
SVS EC 200	0019	200	1030	2820	55	0.16	1.25	979	60	8.3	**EUR EC** [1) 2)]	1347	**PU 10** [1)]	1734	**PA 10** [1)]	1735

1) Several EC fans can normally be connected. 2) alternative electronic differential pressure/temp. controller (EDR/ETR, No. 1437/1438) or three step speed controller (SU/SA, No. 4266/4267), see accessories.

SB EC 200 A

Frequency		Hz	Total	125	250	500	1k	2k	4k	8k
L_{WA}	Case breakout	dB(A)	53	42	51	44	39	40	39	34
L_{WA}	Intake	dB(A)	66	60	63	54	50	49	47	41
L_{WA}	Exhaust	dB(A)	72	63	67	64	59	65	59	51

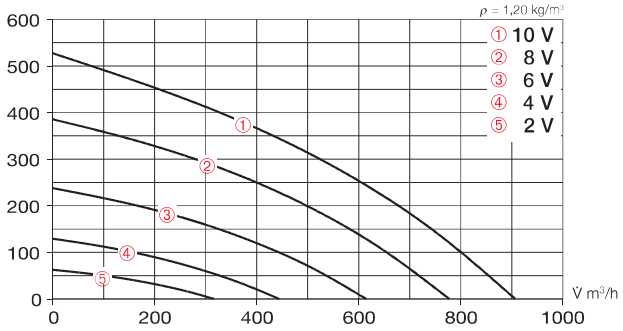

	Free discharge					
Voltage V	**n** min⁻¹	**V̇** m³/h	**P** W	**I** A	**Lp** dB(A)	**SFP** kW/m³/s
10	2930	910	104	0,85	45	0,41
8	2500	780	63	0,5	43	0,29
6	1950	610	32	0,27	38	0,19
4	1400	440	12	0,11	31	0,10

SB EC 200 B

Frequency		Hz	Total	125	250	500	1k	2k	4k	8k
L_{WA}	Case breakout	dB(A)	58	51	56	49	41	37	33	30
L_{WA}	Intake	dB(A)	69	66	65	58	49	44	44	36
L_{WA}	Exhaust	dB(A)	76	69	72	68	64	65	60	52

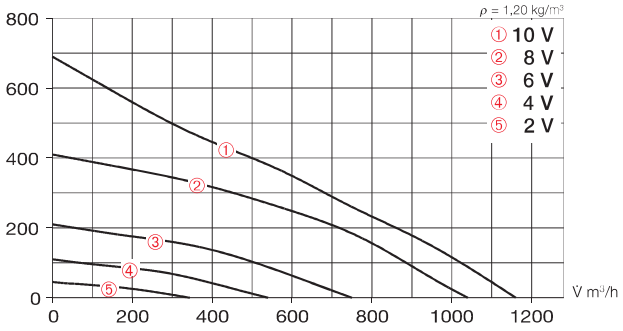

	Free discharge					
Voltage V	**n** min⁻¹	**V̇** m³/h	**P** W	**I** A	**Lp** dB(A)	**SFP** kW/m³/s
10	2900	1160	160	1,24	50	0,49
8	2450	1040	105	0,85	47	0,36
6	1740	750	40	0,35	41	0,19
4	1250	540	15	0,14	35	0,10

SVS EC 200

Frequency		Hz	Total	125	250	500	1k	2k	4k	8k
L_{WA}	Case breakout	dB(A)	63	47	57	60	52	48	41	34
L_{WA}	Intake	dB(A)	72	66	68	62	54	51	50	41
L_{WA}	Exhaust	dB(A)	81	69	76	78	71	71	66	56

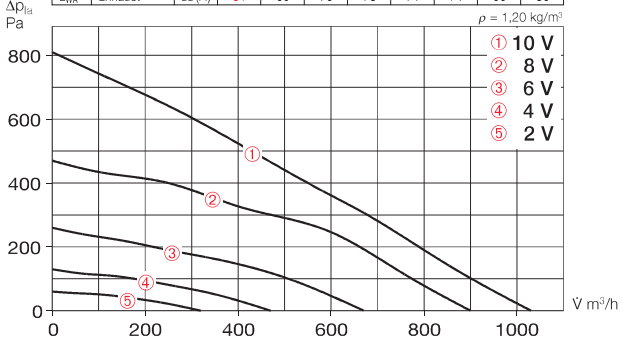

	Free discharge					
Voltage V	**n** min⁻¹	**V̇** m³/h	**P** W	**I** A	**Lp** dB(A)	**SFP** kW/m³/s
10	2850	1030	160	1,27	55	0,56
8	2500	900	110	0,86	52	0,44
6	1850	670	45	0,36	46	0,23
4	1300	470	20	0,14	38	0,15

Accessories

Flexible sleeve
Type FM 200 Ref. no. 1670
Supplied with two hose clips as standard; for installation between fan and duct system. Prevents sound and vibration transmission to ducting and corrects small site misalignments. For intake or extract two sleeves are needed for complete isolation.



Gravity shutter
Type VK 200 Ref. no. 0758
Made from polymer, light grey.

Fixed grille
Type RAG 200 Ref. no. 0750
For covering air inlets and outlets on facades. Made from polymer, light grey.

Guard
Type SGR 200 Ref. no. 5066
For intake and extract installation. Made from galvanised steel.

Backdraught shutter
Type RSK 200 Ref. no. 5074
Automatic, made from metal.

Flexible circular attenuator
Type FSD 200 Ref. no. 0679
Spigotted aluminium attenuator with 50 mm insulation. Length 1 m.

Air filter box
LFBR 200 G4 Ref. no. 8579
LFBR 200 F7 Ref. no. 8533
Air filter with large surface area, for installation in ducting.

Electric heater battery
EHR-R 1,2/200 1,2 kW No. 9436
EHR-R 2/200 2,0 kW No. 9437
EHR-R 5/200 5,0 kW No. 8711
– with integrated temp. control
EHR-R 5/200 TR 5,0 kW No. 5295
Room or duct sensor (TFK/TFR, accessories) required.

Temperature control system for electric heater battery EHR-R
Type EHS Ref. no. 5002

Warm water heater battery
Type WHR 200 Ref. no. 9482
Compact heat exchanger for in-line installation.



Temperature control system for warm water heater battery
Type WHST 300 T38 No. 8817

SilentBox® SB EC

acoustic line

Virtually noise-free with high air flow volumes against high resistances. Ideal for maintenance and cleaning.

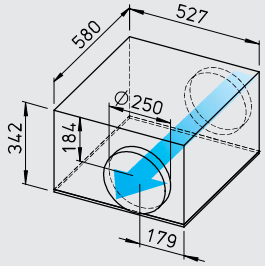

Dim. in mm

SlimVent SVS EC

acoustic line

Ultra low profile. Ideal for applications with limited installation space. With sound-insulating mineral wool lining for particularly noise-free operation.

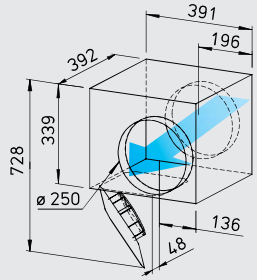

Dim. in mm

■ **Similarities SilentBox® SB EC and SlimVent SVS EC**

☐ **Installation**
Installation in any position without restriction – horizontally, vertically or pitched – suitable for intake or extract. Mounting bracket included in delivery.

☐ **Motor**
Energy saving, speed controllable EC-external rotor motors with highest efficiency, protection to IP 44. With ball bearings, maintenance-free and interference-free. Dynamically balanced for low noise operation.

☐ **Speed control**
Stepless speed control with potentiometer or stepless speed control with universal control system (see table). Duties at different speeds are exemplarily given in the performance curve.

☐ **Motor protection**
Integrated electronic temperature monitoring for EC-motor and electronics.

■ **Specification SilentBox® EC**

☐ **Casing**
Like an internal attenuator. Acoustically lined with abrasive resistant 50 mm thick mineral fibreboard. Four quick release clamps permit easy access to the impeller set. Motor-impeller unit can swing-out, the swing-out range of the motor-impeller unit must be considered. Spigots on intake and exhaust twin-seal rubber gaskets fit standard ducts. All parts manufactured from galvanised sheet steel.

☐ **Impeller**
With backward curved impeller. Inflow via inlet cone.

☐ **Electrical connection**
Terminal box (IP 54) mounted on running cable.

☐ **Protection class**
With a connected pipe system IP 44.

■ **Specification SlimVent SVS EC**

☐ **Casing**
Extremely flat casing in longer design with more than 50 mm thick sound-absorbing mineral wool lining and glass fibre surface. The acoustic box which is placed in front of the fan reduces the sound level for the intake significantly. The sound level of the case breakout is reduced to a smaller extent (see sound levels in the tables above the performance curves).

☐ The swing out motor and impeller unit permits maintenance and cleaning without disassembly of system components. The swing-out range of the motor-impeller unit must be considered.

☐ **Impeller**
Energy-saving centrifugal impeller with backward curved blades from high quality polymer.

☐ **Electrical connection**
Terminal box (IP 54) mounted on running cable.

☐ **Protection class**
With a connected pipe system IP 44.

ECgreen Vent **65% Saving *** * with speed control

Type	Ref. no.	Connection Ø	Air flow volume (FID)	R.P.M.	Sound press. case breakout	Motor power	Current	Wiring diagram	max. air flow temperature	Weight net approx.	Universal control system		Speed-potentiometer flush		surface	
		mm	V̇ m³/h	min⁻¹	dB(A) in 1 m	kW	A	No.	+ °C	kg	Type	Ref. no.	Type	Ref. no.	Type	Ref. no.
Type SilentBox® SB EC, 1 ph. motor, 230 V, 50/60 Hz, EC motor, IP 44																
SB EC 250	9627	250	1250	2760	50	0.16	1.27	979	60	17.5	**EUR EC** [1) 2)]	1347	**PU 10** [1)]	1734	**PA 10** [1)]	1735
Type SVS EC, 1 ph. motor, 230 V, 50/60 Hz, EC motor, IP 44																
SVS EC 250	6125	250	1250	2700	51	0.15	1.27	979	50	9.1	**EUR EC** [1) 2)]	1347	**PU 10** [1)]	1734	**PA 10** [1)]	1735

1) Several EC fans can normally be connected. 2) alternative electronic differential pressure/temp. controller (EDR/ETR, No. 1437/1438) or three step speed controller (SU/SA, No. 4266/4267), see accessories.

SB EC 250

Frequency		Hz	Total	125	250	500	1k	2k	4k	8k
L_{WA}	Case breakout	dB(A)	58	49	57	48	41	37	33	30
L_{WA}	Intake	dB(A)	69	63	66	55	50	50	47	38
L_{WA}	Exhaust	dB(A)	77	67	72	67	67	69	63	52

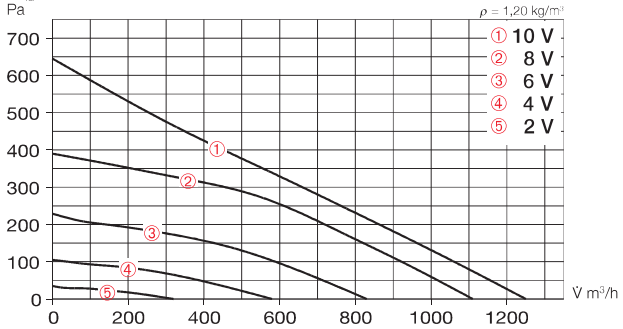

	Free discharge					
Voltage V	**n** min⁻¹	**V̇** m³/h	**P** W	**I** A	**Lp** dB(A)	**SFP** kW/m³/s
10	2760	1250	163	1,27	50	0,47
8	2480	1110	110	0,90	49	0,36
6	1850	830	50	0,42	44	0,22
4	1250	580	15	0,14	37	0,09

SVS EC 250

Frequency		Hz	Total	125	250	500	1k	2k	4k	8k
L_{WA}	Case breakout	dB(A)	59	47	56	56	48	44	37	32
L_{WA}	Intake	dB(A)	72	65	70	57	55	56	54	45
L_{WA}	Exhaust	dB(A)	82	68	78	77	72	73	69	61

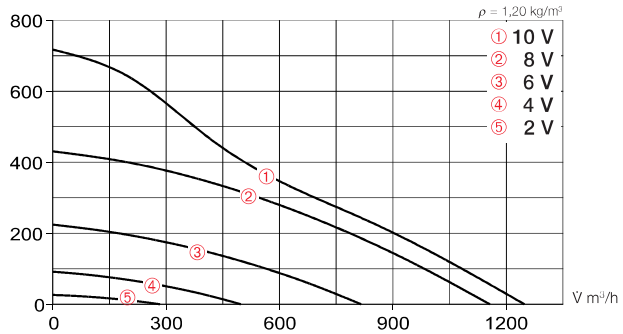

	Free discharge					
Voltage V	**n** min⁻¹	**V̇** m³/h	**P** W	**I** A	**Lp** dB(A)	**SFP** kW/m³/s
10	2700	1250	150	1,2	51	0,43
8	2450	1160	120	0,98	49	0,37
6	1720	820	45	0,35	42	0,20
4	1050	500	12	0,10	32	0,09

Sound levels

Total sound power levels and the spectrum figures in dB(A) are given for:
- Sound level case breakout
- Sound level intake
- Sound level exhaust

In the table below as well as underneath the performance curve you can find additionally the sound pressure level at 1 m (free field conditions).

Accessory details

	Page
Filters, heater batteries and attenuators	421 on
Temperature control systems for heater batteries	427, 431 on
Flexible ventilation ducting, Grilles, adaptors, roof terminations	487 on
Valves	508 on
Universal control system, electronic controller, speed-potentiometer	539 on

Accessories

Flexible sleeve
Type FM 250 Ref. no. 1672
Supplied with two hose clips as standard; for installation between fan and duct system. Prevents sound and vibration transmission to ducting and corrects small site misalignments. For intake or extract two sleeves are needed for complete isolation.



Gravity shutter
Type VK 250 Ref. no. 0759
Automatic made from polymer, light grey.

Fixed grille
Type RAG 250 Ref. no. 0751
For covering air inlets and outlets on facades. Made from polymer, light grey.

Guard
Type SGR 250 Ref. no. 5067
For intake and extract installation. Made from galvanised steel.

Backdraught shutter
Type RSK 250 Ref. no. 5673
Automatic, made from metal.

Flexible circular attenuator
Type FSD 250 Ref. no. 0680
Spigotted aluminium attenuator with 50 mm insulation. Length 1 m.



Air filter box
LFBR 250 G4 Ref. no. 8580
LFBR 250 F7 Ref. no. 8534
Air filter with large surface area, for installation in ducting.

Electric heater battery
EHR-R 6/250 6,0 kW No. 8712
– with integrated temp. control
EHR-R 6/250 TR 6,0 kW No. 5296
Room or duct sensor (TFK/TFR, accessories) required.

Temperature control system for electric heater battery EHR-R
Type EHS Ref. no. 5002

Warm water heater battery
Type WHR 250 Ref. no. 9483
Compact heat exchanger for in-line installation.



Temperature control system for warm water heater battery
Type WHS HE Ref. no. 8319

SilentBox® SB EC

acousticline

Virtually noise-free with high air flow volumes against high resistances. Ideal for maintenance and cleaning.

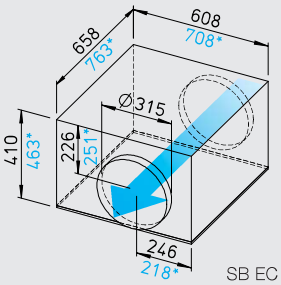

Dim. in mm

SB EC 315 A, *SB EC 315 B

SlimVent SVS EC

acousticline

Ultra low profile. Ideal for applications with limited installation space. With sound-insulating mineral wool lining for particularly noise-free operation.

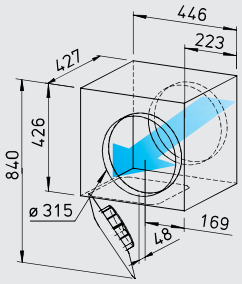

Dim. in mm

■ **Similarities SilentBox® SB EC and SlimVent SVS EC**

☐ **Installation**
Installation in any position without restriction – horizontally, vertically or pitched – suitable for intake or extract. Mounting bracket included in delivery.

☐ **Motor**
Energy saving, speed controllable EC-external rotor motors with highest efficiency, protection to IP 54 (SB EC) or IP 44 (SVS EC). With ball bearings, maintenance-free and interference-free. Dynamically balanced for low noise operation.

☐ **Speed control**
Stepless speed control with potentiometer or stepless speed control with universal control system (see table). Duties at different speeds are exemplarily given in the performance curve.

☐ **Motor protection**
Integrated electronic temperature monitoring for EC-motor and electronics.

☐ **Sound levels**
See page 351.

■ **Specification SilentBox® EC**

☐ **Casing**
Like an internal attenuator. Acoustically lined with abrasive resistant 50 mm thick mineral fibreboard. Four quick release clamps permit easy access to the impeller set. Motor-impeller unit can swing-out, the swing-out range of the motor-impeller unit must be considered. Spigots on intake and exhaust twin-seal rubber gaskets fit standard ducts. All parts manufactured from galvanised sheet steel.

☐ **Impeller**
With backward curved impeller. Inflow via inlet cone.

☐ **Electrical connection**
Terminal box (IP 54) mounted on running cable (approx. 60 cm long).

☐ **Protection class**
With a connected pipe system IP 54.

■ **Specification SlimVent SVS EC**

☐ **Casing**
Extremely flat casing in longer design with more than 50 mm thick sound-absorbing mineral wool lining and glass fibre surface. The acoustic box which is placed in front of the fan reduces the sound level for the intake significantly. The sound level of the case breakout is reduced to a smaller extent (see sound levels in the tables above the performance curves).

☐ The swing out motor and impeller unit permits maintenance and cleaning without disassembly of system components. The swing-out range of the motor-impeller unit must be considered.

☐ **Impeller**
Energy-saving centrifugal impeller with backward curved blades from high quality polymer.

☐ **Electrical connection**
Terminal box (IP 54) mounted on running cable.

☐ **Protection class**
With a connected pipe system IP 44.

Type	Ref. no.	Connection Ø	Air flow volume (FID)	R.P.M.	Sound press. case breakout	Motor power	Current	Wiring diagram	max. air flow temperature	Weight net approx.	Universal control system		Speed-potentiometer flush		surface	
		mm	V̇ m³/h	min⁻¹	dB(A) in 1 m	kW	A	No.	+ °C	kg	Type	Ref. no.	Type	Ref. no.	Type	Ref. no.
Type SilentBox® SB EC, 1 ph. motor, 230 V, 50/60 Hz, EC motor, IP 54																
SB EC 315 A	6157	315	2160	2020	55	0.33	1.50	1066	60	34.0	**EUR EC** [1) 2)]	1347	**PU 10** [1)]	1734	**PA 10** [1)]	1735
SB EC 315 B	9628	315	2640	1650	51	0.31	1,36	1066	60	49.0	**EUR EC** [1) 2)]	1347	**PU 10** [1)]	1734	**PA 10** [1)]	1735
Type SVS EC, 1 ph. motor, 230 V, 50/60 Hz, EC motor, IP 44																
SVS EC 315	6126	315	1630	2400	51	0.23	0.99	979	45	14.5	**EUR EC** [1) 2)]	1347	**PU 10** [1)]	1734	**PA 10** [1)]	1735

1) Several EC fans can normally be connected. 2) alternative electronic differential pressure/temp. controller (EDR/ETR, No. 1437/1438) or three step speed controller (SU/SA, No. 4266/4267), see accessories.

SB EC 315 A

Frequency		Hz	Total	125	250	500	1k	2k	4k	8k
L_{WA}	Case breakout	dB(A)	63	52	62	51	41	39	39	35
L_{WA}	Intake	dB(A)	73	68	70	54	48	50	46	44
L_{WA}	Exhaust	dB(A)	79	70	78	67	65	61	57	55

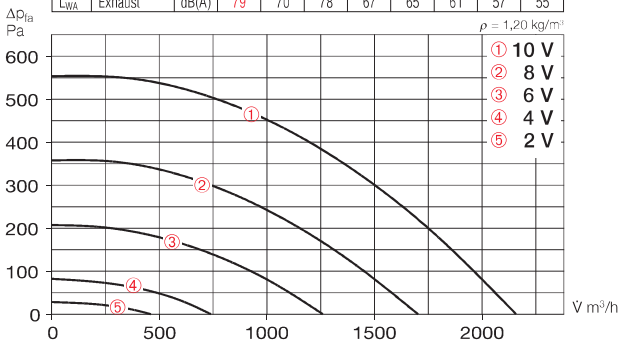

	Free discharge					
Voltage V	**n** min⁻¹	**V̇** m³/h	**P** W	**I** A	**Lp** dB(A)	**SFP** kW/m³/s
10	2020	2160	330	1,44	55	0,55
8	1620	1700	170	0,76	51	0,36
6	1210	1260	75	0,34	45	0,21
4	770	740	25	0,15	36	0,12

SB EC 315 B

Frequency		Hz	Total	125	250	500	1k	2k	4k	8k
L_{WA}	Case breakout	dB(A)	59	56	57	43	34	30	27	27
L_{WA}	Intake	dB(A)	69	67	64	50	41	40	39	37
L_{WA}	Exhaust	dB(A)	77	75	72	62	61	57	55	53

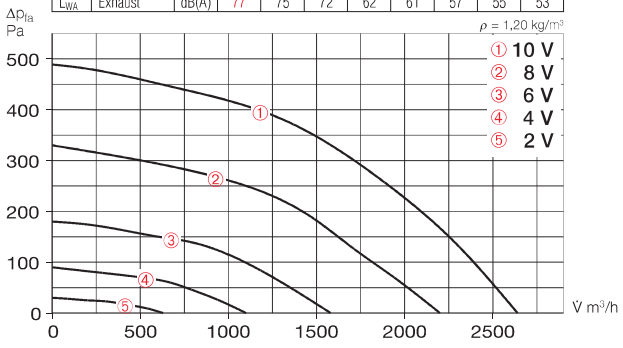

	Free discharge					
Voltage V	**n** min⁻¹	**V̇** m³/h	**P** W	**I** A	**Lp** dB(A)	**SFP** kW/m³/s
10	1650	2640	280	1,23	51	0,38
8	1350	2200	155	0,68	47	0,25
6	1000	1580	70	0,31	42	0,16
4	700	1100	26	0,13	37	0,09

SVS EC 315

Frequency		Hz	Total	125	250	500	1k	2k	4k	8k
L_{WA}	Case breakout	dB(A)	59	45	53	56	49	47	42	38
L_{WA}	Intake	dB(A)	73	67	66	57	60	64	60	56
L_{WA}	Exhaust	dB(A)	82	67	70	79	72	76	71	67

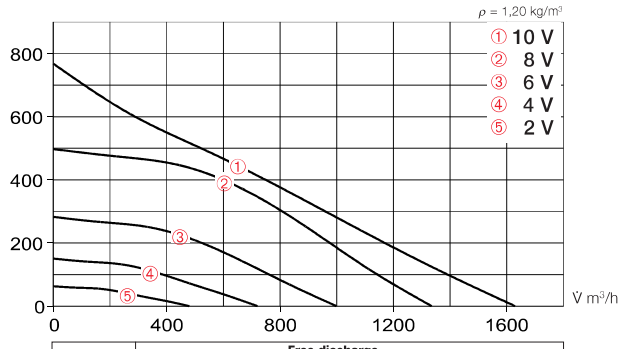

	Free discharge					
Voltage V	**n** min⁻¹	**V̇** m³/h	**P** W	**I** A	**Lp** dB(A)	**SFP** kW/m³/s
10	2700	1630	220	0,96	51	0,49
8	2240	1330	130	0,57	47	0,35
6	1680	1000	60	0,25	41	0,22
4	1200	720	25	0,13	34	0,13

Accessories

Flexible sleeve
Type FM 315 Ref. no. 1674
Supplied with two hose clips as standard; for installation between fan and duct system. Prevents sound and vibration transmission to ducting and corrects small site misalignments. For intake or extract two sleeves are needed for complete isolation.



Gravity shutter
Type VK 315 Ref. no. 0760
Automatic made from polymer, light grey.

Fixed grille
Type RAG 315 Ref. no. 0752
For covering air inlets and outlets on facades. Made from polymer, light grey.

Guard
Type SGR 315 Ref. no. 5068
For intake and extract installation. Made from galvanised steel.

Backdraught shutter
Type RSK 315 Ref. no. 5674
Automatic, made from metal.

Flexible circular attenuator
Type FSD 315 Ref. no. 0681
Spigotted aluminium attenuator with 50 mm insulation. Length 1 m.



Air filter box
LFBR 315 G4 Ref. no. 8581
LFBR 315 F7 Ref. no. 8535
Air filter with large surface area, for installation in ducting.

Electric heater battery
EHR-R 6/315 6,0 kW No. 8713
– with integrated temp. control
EHR-R 6/315 TR 6,0 kW No. 5301
Room or duct sensor (TFK/TFR, accessories) required.

Temperature control system for electric heater battery EHR-R
Type EHS Ref. no. 5002

Warm water heater battery
Type WHR 315 Ref. no. 9484
Compact heat exchanger for in-line installation.



Temperature control system for warm water heater battery
Type WHS HE Ref. no. 8319

SilentBox® SB EC

acousticline

Virtually noise-free with high air flow volumes against high resistances. Ideal for maintenance and cleaning.

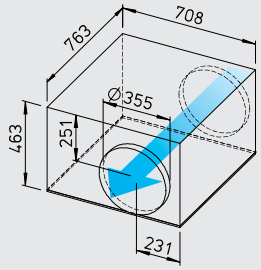

Dim. in mm

ECgreen Vent **65% Saving *** * with speed control

Specification

Casing
Like an internal attenuator. Acoustically lined with abrasive resistant 50 mm thick mineral fibreboard. Four quick release clamps permit easy access to the impeller set. Motor-impeller unit can swing-out, the swing-out range of the motor-impeller unit must be considered. Spigots on intake and exhaust twin-seal rubber gaskets fit standard ducts. All parts manufactured from galvanised sheet steel.

Impeller
With backward curved impeller. Inflow via inlet cone.

Motor
Energy saving, speed controllable EC-external rotor motors with highest efficiency, protection to IP 54. With ball bearings, maintenance-free and interference-free. Dynamically balanced for low noise operation.

Motor protection
Integrated electronic temperature monitoring for EC-motor and electronics.

Speed control
Stepless speed control with potentiometer or stepless speed control with universal control system (see table). Duties at different speeds are exemplarily given in the performance curve.

Electrical connection
Terminal box (IP 54) mounted on running cable (approx. 60 cm long).

Protection class
With a connected pipe system IP 54.

Installation
Installation in any position without restriction – horizontally, vertically or pitched – suitable for intake or extract. Mounting bracket included in delivery.

Sound levels
Total sound power levels and the spectrum figures in dB(A) are given for:
- Sound level case breakout
- Sound level intake
- Sound level exhaust

In the table below as well as underneath the performance curve you can find additionally the sound pressure level at 1 m (free field conditions).

Type	Ref. no.	Connection Ø	Air flow volume (FID)	R.P.M.	Sound press. case breakout	Motor power	Current	Wiring diagram	max. air flow temperature	Weight net approx.	Universal control system		Speed-potentiometer flush		surface	
		mm	V̇ m³/h	min⁻¹	dB(A) in 1 m	kW	A	No.	+ °C	kg	Type	Ref. no.	Type	Ref. no.	Type	Ref. no.
Type SilentBox® SB EC, 1 ph. motor 230 V, 50/60 Hz, EC motor, IP 54																
SB EC 355	6139	355	2670	1650	51	0.32	1.40	1066	60	37.0	**EUR EC** [1) 2)]	1347	**PU 10** [1)]	1734	**PA 10** [1)]	1735

1) Several EC fans can normally be connected. 2) alternative electronic differential pressure/temp. controller (EDR/ETR, No. 1437/1438) or three step speed controller (SU/SA, No. 4266/4267), see accessories.

SB EC 355

Frequency		Hz	Total	125	250	500	1k	2k	4k	8k
L_{WA}	Case breakout	dB(A)	59	52	58	44	38	37	36	32
L_{WA}	Intake	dB(A)	70	68	63	49	44	46	41	41
L_{WA}	Exhaust	dB(A)	74	71	70	61	59	57	53	50

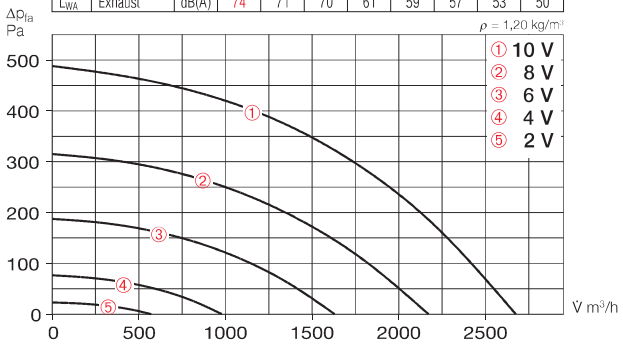

	Free discharge					
Voltage V	**n** min⁻¹	**V̇** m³/h	**P** W	**I** A	**Lp** dB(A)	**SFP** kW/m³/s
10	1650	2670	280	1,26	51	0,38
8	1320	2170	150	0,66	47	0,25
6	1000	1630	70	0,31	41	0,15
4	600	980	20	0,12	30	0,07

Accessory details

	Page
Filters, heater batteries and attenuators	421 on
Temperature control systems for heater batteries	427, 431 on
Flexible ventilation ducting, Grilles, adaptors, roof terminations	487 on
Valves	508 on
Universal control system, electronic controller, speed-potentiometer	539 on

Accessories

Flexible sleeve
Type FM 355 Ref. no. 1675
Supplied with two hose clips as standard; for installation between fan and duct system. Prevents sound and vibration transmission to ducting and corrects small site misalignments. For intake or extract two sleeves are needed for complete isolation.



Gravity shutter
Type VK 355 Ref. no. 0761
Automatic made from polymer, light grey.

Fixed grille
Type RAG 355 Ref. no. 0753
For covering air inlets and outlets on facades. Made from polymer, light grey.

Backdraught shutter
Type RSK 355 Ref. no. 5650
Automatic, made from metal.

Flexible circular attenuator
Type FSD 355 Ref. no. 0682
Spigotted aluminium attenuator with 50 mm insulation. Length 1 m.

Air filter box
LFBR 355 G4 Ref. no. 8583
LFBR 355 F7 Ref. no. 8536
Air filter with large surface area and capacity for installation in ducting. Connections with double lip seals, adapted to standard Ø.

Electric heater battery
EHR-R 355 9,0 kW No. 8656
– with integrated temp. control
EHR-R 9/355 TR 9,0 kW No. 5297
Room or duct sensor (TFK/TFR, accessories) required.

Temperature control system for electric heater battery EHR-R
Type EHSD 16 Ref. no. 5003

Warm water heater battery
Type WHR 355 Ref. no. 8790
Compact heat exchanger for in-line installation.



Temperature control system for warm water heater battery
Type WHS HE Ref. no. 8319

SilentBox® SB EC

acousticline

Virtually noise-free with high air flow volumes against high resistances. Ideal for maintenance and cleaning.

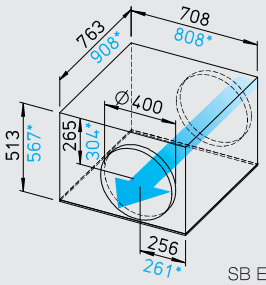

Dim. in mm — SB EC 400 A, *SB EC 400 B

ECgreen Vent 65% Saving * * with speed control

Specification

Casing
Like an internal attenuator. Acoustically lined with abrasive resistant 50 mm thick mineral fibreboard. Four quick release clamps permit easy access to the impeller set. Motor-impeller unit can swing-out, the swing-out range of the motor-impeller unit must be considered. Spigots on intake and exhaust twin-seal rubber gaskets fit standard ducts. All parts manufactured from galvanised sheet steel.

Impeller
With backward curved impeller. Inflow via inlet cone.

Motor
Energy saving, speed controllable EC-external rotor motors with highest efficiency, protection to IP 54. With ball bearings, maintenance-free and interference-free. Dynamically balanced for low noise operation.

Motor protection
Integrated electronic temperature monitoring for EC-motor and electronics.

Speed control
Stepless speed control with potentiometer or stepless speed control with universal control system (see table). Duties at different speeds are exemplarily given in the performance curve.

Electrical connection
Terminal box (IP 54) mounted on running cable (approx. 60 cm long).

Protection class
With a connected pipe system IP 54.

Installation
Installation in any position without restriction – horizontally, vertically or pitched – suitable for intake or extract. Mounting bracket included in delivery.

Sound levels
Total sound power levels and the spectrum figures in dB(A) are given for:
- Sound level case breakout
- Sound level intake
- Sound level exhaust

In the table below as well as underneath the performance curve you can find additionally the sound pressure level at 1 m (free field conditions).

Type	Ref. no.	Connection Ø	Air flow volume (FID)	R.P.M.	Sound press. case breakout	Motor power	Current	Wiring diagram	max. air flow temperature	Weight net approx.	Universal control system		Speed-potentiometer flush		surface	
		mm	V̇ m³/h	min⁻¹	dB(A) in 1 m	kW	A	No.	+ °C	kg	Type	Ref. no.	Type	Ref. no.	Type	Ref. no.
Type SilentBox® SB EC, 1 ph. motor, 230 V, 50/60 Hz, EC motor, IP 54																
SB EC 400 A	6140	400	3000	1650	53	0.34	1.50	1066	60	45.0	**EUR EC** [1) 2)]	1347	**PU 10** [1)]	1734	**PA 10** [1)]	1735
SB EC 400 B	9629	400	4760	1420	56	0.65	2.98	982	60	60.8	**EUR EC** [1) 2)]	1347	**PU 10** [1)]	1734	**PA 10** [1)]	1735

1) Several EC fans can normally be connected. 2) alternative electronic differential pressure/temp. controller (EDR/ETR, No. 1437/1438) or three step speed controller (SU/SA, No. 4266/4267), see accessories.

SB EC 400 A

Frequency		Hz	Total	125	250	500	1k	2k	4k	8k
L_{WA}	Case breakout	dB(A)	61	52	60	45	38	37	36	33
L_{WA}	Intake	dB(A)	73	71	69	53	48	48	45	45
L_{WA}	Exhaust	dB(A)	77	73	72	63	64	60	57	57

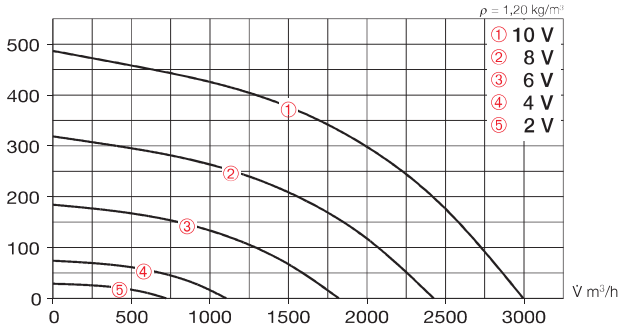

	Free discharge					
Voltage V	**n** min⁻¹	**V̇** m³/h	**P** W	**I** A	**Lp** dB(A)	**SFP** kW/m³/s
10	1650	3000	300	1,30	53	0,36
8	1330	2430	160	0,71	49	0,24
6	1000	1820	75	0,33	44	0,15
4	610	1100	20	0,11	34	0,07

SB EC 400 B

Frequency		Hz	Total	125	250	500	1k	2k	4k	8k
L_{WA}	Case breakout	dB(A)	64	62	58	46	37	34	31	28
L_{WA}	Intake	dB(A)	73	71	64	60	58	45	41	39
L_{WA}	Exhaust	dB(A)	80	78	73	67	65	61	59	54

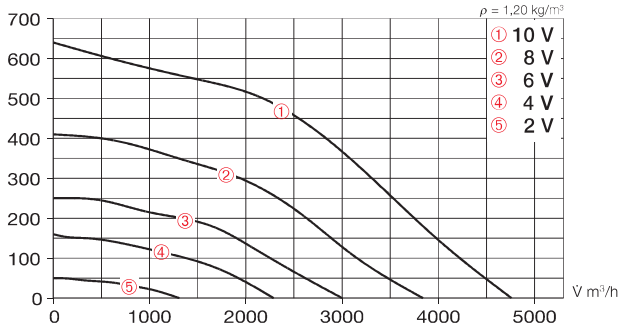

	Free discharge					
Voltage V	**n** min⁻¹	**V̇** m³/h	**P** W	**I** A	**Lp** dB(A)	**SFP** kW/m³/s
10	1420	4760	590	2,73	56	0,45
8	1150	3840	310	1,48	52	0,29
6	900	3000	160	0,75	47	0,19
4	700	2290	80	0,41	41	0,13

Accessory details

	Page
Filters, heater batteries and attenuators	421 on
Temperature control systems for heater batteries	427, 431 on
Flexible ventilation ducting, Grilles, adaptors, roof terminations	487 on
Valves	508 on
Universal control system, electronic controller, speed-potentiometer	539 on

Accessories

Flexible sleeve
Type FM 400 Ref. no. 1676
Supplied with two hose clips as standard; for installation between fan and duct system. Prevents sound and vibration transmission to ducting and corrects small site misalignments. For intake or extract two sleeves are needed for complete isolation.



Gravity shutter
Type VK 400 Ref. no. 0762
Automatic made from polymer, light grey.

Fixed grille
Type RAG 400 Ref. no. 0754
For covering air inlets and outlets on facades. Made from polymer, light grey.

Backdraught shutter
Type RSK 400 Ref. no. 5651
Automatic, made from metal.

Flexible circular attenuator
Type FSD 400 Ref. no. 0683
Spigotted aluminium attenuator with 50 mm insulation. Length 1 m.

Air filter box
LFBR 400 G4 Ref. no. 8582
LFBR 400 F7 Ref. no. 8537
Air filter with large surface area and capacity for installation in ducting. Connections with double lip seals, adapted to standard Ø.

Electric heater battery
EHR-R 9/400 9,0 kW No. 8657
– with integrated temp. control
EHR-R 9/400 TR 9,0 kW No. 5299
Room or duct sensor (TFK/TFR, accessories) required.

Temperature control system for electric heater battery EHR-R
Type EHSD 16 Ref. no. 5003

Warm water heater battery
Type WHR 400 Ref. no. 9524
Compact heat exchanger for in-line installation.



Temperature control system for warm water heater battery
Type WHS HE Ref. no. 8319

SilentBox® SB

acousticline

Virtually noise-free with high air flow volumes against high resistances. Ideal for maintenance and cleaning.

Efficiency class

F

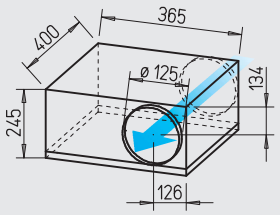

Dim. in mm

SlimVent SVS

acousticline

Ultra low profile. Ideal for applications with limited installation space. With sound-insulating mineral wool lining for particularly noise-free operation.

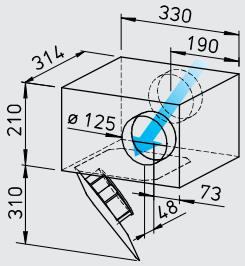

Dim. in mm

■ **Similarities SB and SVS**

☐ **Installation**
Installation in any position without restriction – horizontally, vertically or pitched – suitable for intake or extract (Exception: SVS must not be installed with the swing-out motor-impeller unit facing upward).

☐ **Motor**
Totally enclosed external rotor motor with ball bearings, impregnated windings insulation class F, designed for continuous operation, maintenance free and interference-free.

■ **Specification SilentBox®**

☐ **Casing**
Like an internal attenuator. Acoustically lined with abrasive resistant 50 mm thick mineral fibreboard. Four quick release clamps permit easy access to motor scroll and impeller set. Swing out motor and impeller. Spigots on intake and exhaust twin-seal rubber gaskets fit standard ducts. All parts manufactured from galvanised sheet steel.

☐ **Impeller**
Low noise forward curved centrifugal impeller, housed within an aerodynamically shaped scroll from galvanised steel. Bell mouth shaped inlet ring to achieve optimum air flow.

☐ **Electrical connection**
Terminal box (IP 54) is supplied with a 60 cm long electric cable.

☐ **Motor protection**
With thermal contacts wired in series with the windings. To reset the thermal contacts the main supply must be switched off and on.

☐ **Speed control**
Stepless 0 – 100 % using electronic controller or 5 step transformer controller (see table).

☐ **Protection class**
IP 44

■ **Specification SlimVent SVS**

☐ **Casing**
Extremely flat casing in longer design with more than 50 mm thick sound-absorbing mineral wool lining and glass fibre surface. The acoustic box which is placed in front of the fan reduces the sound level for the intake significantly. The sound pressure level is reduced to a smaller extent (see sound levels in the tables above the performance curves).

☐ The swing out motor and impeller unit permits maintenance and cleaning without disassembly of system components. The swing-out range must be considered for the inspection flap.

☐ **Impeller**
Energy-saving centrifugal impeller with backward curved blades from high quality polymer. Dynamically balanced for low noise operation.

☐ **Electrical connection**
Terminal box (IP 54) mounted on running cable.

☐ **Motor protection**
With thermal contacts wired in series with the windings which automatically reset after cooling.

☐ **Speed control**
Stepless 0 – 100 % by use of electronic controller or 5 step transformer controller (see table) or 2 speed operation with DS 2/2 (accessories).
Type DS 2/2 Ref. no. 1267

☐ **Protection class**
When installed in ducting the fan is rated IP 44.

Type	Ref. no.	Air flow volume (FID)	R.P.M.	Sound press. case breakout	Motor power	Current full load	Current control	Wiring diagram	max. air flow temp. full load	max. air flow temp. control	Weight net approx.	Transformer-speed controller 5-step Type	Transformer-speed controller 5-step Ref. no.	Electronic* speed controller, stepless flush / surface Type	Electronic* speed controller, stepless flush / surface Ref. no.
		V m³/h	min⁻¹	db(A) in 1 m	W	A	A	No.	+°C	+°C	kg	Type	Ref. no.	Type	Ref. no.
Type SilentBox® SB, 1 ph. motor, 230 V, 50 Hz, capacitor motor, IP 44															
SB 125 A	9506	230	1130	28	61	0.27	0.27	508	80	80	12.0	**TSW 0,3**	3608	**ESU 1 / ESA 1**	0236 / 0238
SB 125 C	9562	440	1850	37	122	0.53	0.53	508	65	65	12.0	**TSW 1,5**	1495	**ESU 1 / ESA 1**	0236 / 0238
Type SVS, 1 ph. motor, 230 V, 50 Hz, capacitor motor, IP 33															
SVS 125 B	0130	400/270[1)]	2570/1710[1)]	45/36[1)]	61/45[1)]	0.27/0.20[1)]	0.26[1)]	934.1	60	60	5.9	**TSW 1,5**	1495	**ESU 1 / ESA 1**	0236 / 0238

1) Values refer to the two speed stages (see characteristic curve).
* In noise relevant cases, transformer controllers must be provided. An electronic controller can trigger a distracting magnetisation noise.

SB 125 A

Frequency		Hz	Total	125	250	500	1k	2k	4k	8k
L_{WA}	Case breakout	dB(A)	35	28	28	27	27	25	26	27
L_{WA}	Intake	dB(A)	53	51	48	43	38	33	29	17
L_{WA}	Exhaust	dB(A)	61	53	54	55	56	50	43	30

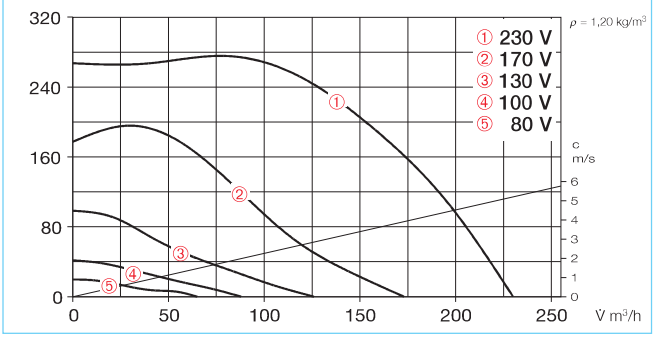

SB 125 C

Frequency		Hz	Total	125	250	500	1k	2k	4k	8k
L_{WA}	Case breakout	dB(A)	44	35	42	36	33	29	28	28
L_{WA}	Intake	dB(A)	62	59	57	54	46	44	40	30
L_{WA}	Exhaust	dB(A)	70	62	63	65	64	62	55	46

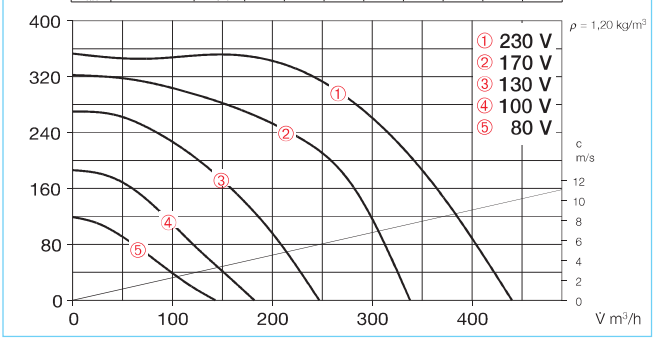

SVS 125 B

Frequency		Hz	Total	125	250	500	1k	2k	4k	8k
L_{WA}	Case breakout	dB(A)	54	38	48	51	43	39	33	30
L_{WA}	Intake	dB(A)	63	58	60	53	44	44	43	36
L_{WA}	Exhaust	dB(A)	72	61	65	68	64	61	57	49

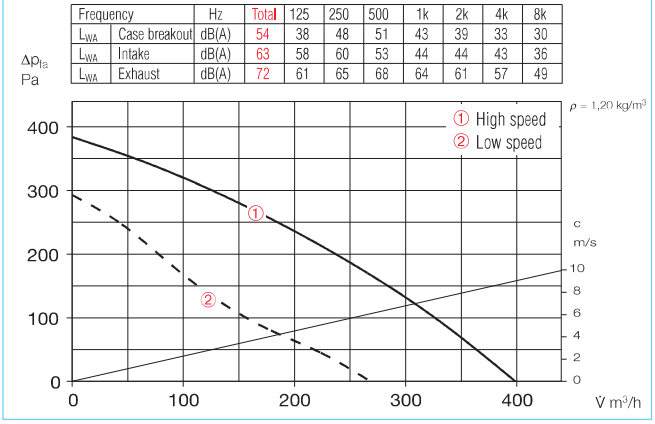

Sound levels

Total sound power levels and the spectrum figures in dB(A) are given for

- Sound level case breakout
- Sound level intake/exhaust

The type table also shows

- Sound pressure case breakout and intake air noise specified as sound pressure in 1 m (free field conditions).

For the SB types, it should be noted that the intake sound level is less than the exhaust sound level.

Accessory details

	Page
Filters, heater batteries and attenuators	421 on
Temperature control systems for heater batteries	427, 431 on
Flexible ventilation ducting, Grilles, adaptors, roof terminations	487 on
Valves	508 on
Speed controllers, switches	525 on

Accessories

Flexible sleeve
Type FM 125 Ref. no. 1682
Supplied with two hose clips as standard; for installation between fan and duct system. Prevents sound and vibration transmission to ducting and corrects small site misalignments. For intake or extract two sleeves are needed for complete isolation.



Gravity shutter
Type VK 125 Ref. no. 0857
Automatic made from polymer, white.

Fixed grille
Type G 160 Ref. no. 0893
Made from polymer, white.

Guard
Type SGR 125 Ref. no. 5064
For intake and extract installation. Made from powder-coated steel wire.

Backdraught shutter
Type RSKK 125 Ref. no. 5107
Automatic, made from polymer.

Flexible circular attenuator
Type FSD 125 Ref. no. 0677
Spigotted aluminium attenuator with 50 mm insulation. Length 1 m.



Air filter box
LFBR 125 G4 Ref. no. 8577
LFBR 125 F7 Ref. no. 8531
Air filter with large surface area for installation in ducting.

Electric heater battery
EHR-R 0,8/125 0,8 kW No. 8709
EHR-R 1,2/125 1,2 kW No. 9433
– with integrated temp. control
EHR-R 0,8/125 TR 0,8 kW No. 5293
Room or duct sensor (TFK/TFR, accessories) required.

Temperature control system for electric heater battery EHR-R
Type EHS Ref. no. 5002

Warm water heater battery
Type WHR 125 Ref. no. 9480
Compact heat exchanger for in-line installation.



Temperature control system for warm water heater battery
Type WHST 300 T38 No. 8817

SilentBox® SB

acousticline

Virtually noise-free with high air flow volumes against high resistances. Ideal for maintenance and cleaning.

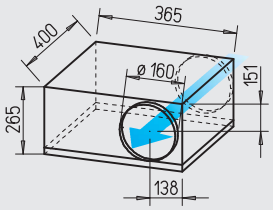

Dim. in mm

SlimVent SVS

acousticline

Ultra low profile. Ideal for applications with limited installation space. With sound-insulating mineral wool lining for particularly noise-free operation.

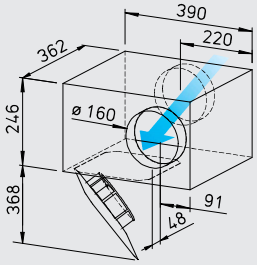

Dim. in mm

■ **Similarities SB and SVS**

☐ **Installation**
Installation in any position without restriction – horizontally, vertically or pitched – suitable for intake or extract (Exception: SVS must not be installed with the swing-out motor-impeller unit facing upward).

☐ **Motor**
Totally enclosed external rotor motor with ball bearings, impregnated windings insulation class F, designed for continuous operation, maintenance free and interference-free.

☐ **Sound levels** See page 359.

■ **Specification SilentBox®**

☐ **Casing**
Like an internal attenuator. Acoustically lined with abrasive resistant 50 mm thick mineral fibreboard. Four quick release clamps permit easy access to motor scroll and impeller set. Swing out motor and impeller. Spigots on intake and exhaust twin-seal rubber gaskets fit standard ducts. All parts manufactured from galvanised sheet steel.

☐ **Impeller**
Low noise forward curved centrifugal impeller, housed within an aerodynamically shaped scroll from galvanised steel. Bell mouth shaped inlet ring to achieve optimum air flow.

☐ **Electrical connection**
Terminal box (IP 54) is supplied with a 60 cm long electric cable.

☐ **Motor protection**
With thermal contacts wired in series with the windings. To reset the thermal contacts the main supply must be switched off and on.

☐ **Speed control**
Stepless 0 – 100 % using electronic controller or 5 step transformer controller (see table).

☐ **Protection class**
IP 44

■ **Specification SlimVent SVS**

☐ **Casing**
Extremely flat casing in longer design with more than 50 mm thick sound-absorbing mineral wool lining and glass fibre surface. The acoustic box which is placed in front of the fan reduces the sound level for the intake significantly. The sound pressure level is reduced to a smaller extent (see sound levels in the tables above the performance curves).

☐ The swing out motor and impeller unit permits maintenance and cleaning without disassembly of system components. The swing-out range must be considered for the inspection flap.

☐ **Impeller**
Energy-saving centrifugal impeller with backward curved blades from high quality polymer. Dynamically balanced for low noise operation.

☐ **Electrical connection**
Terminal box (IP 54) mounted on running cable.

☐ **Motor protection**
With thermal contacts wired in series with the windings which automatically reset after cooling.

☐ **Speed control**
Stepless 0 – 100 % by use of electronic controller or 5 step transformer controller (see table) or 2 speed operation with DS 2/2 (accessories).
Type DS 2/2 Ref. no. 1267

☐ **Protection class**
When installed in ducting the fan is rated IP 44.

Type	Ref. no.	Air flow volume (FID)	R.P.M.	Sound press. case breakout	Motor power	Current full load	Current control	Wiring diagram	max. air flow temp. full load	max. air flow temp. control	Weight net approx.	Transformer-speed controller 5-step Type	Transformer-speed controller 5-step Ref. no.	Electronic* speed controller, stepless flush / surface Type	Electronic* speed controller, stepless flush / surface Ref. no.
		V̇ m³/h	min⁻¹	db(A) in 1 m	W	A	A	No.	+°C	+°C	kg	Type	Ref. no.	Type	Ref. no.
Type SilentBox® SB, 1 ph. motor, 230 V, 50 Hz, capacitor motor, IP 44 (B), IP 33 (D)															
SB 160 B	9508	360	1650	36	105	0.46	0.46	508	65	65	13.0	**TSW 1,5**	1495	**ESU 1 / ESA 1**	0236 / 0238
SB 160 D	9563	580	2220	43	164	0.72	0.72	508	60	60	10.3	**TSW 1,5**	1495	**ESU 1 / ESA 1**	0236 / 0238
Type SVS, 1 ph. motor, 230 V, 50 Hz, capacitor motor, IP 33															
SVS 160 K	0131	440/300[1)]	2560/1730[1)]	44/35[1)]	61/45[1)]	0.26/0.20[1)]	0.26[1)]	934.1	60	60	7.6	**TSW 1,5**	1495	**ESU 1 / ESA 1**	0236 / 0238
SVS 160 L	2653	670/390[1)]	2520/1530[1)]	50/39[1)]	108/69[1)]	0.47/0.30[1)]	0.45[1)]	934.1	60	60	7.8	**TSW 1,5**	1495	**ESU 1 / ESA 1**	0236 / 0238

1) Values refer to the two speed stages (see characteristic curve).
* In noise relevant cases, transformer controllers must be provided. An electronic controller can trigger a distracting magnetisation noise.

SB 160 B

Frequency		Hz	Total	125	250	500	1k	2k	4k	8k
L_{WA}	Case breakout	dB(A)	43	40	39	34	32	28	27	27
L_{WA}	Intake	dB(A)	61	59	56	50	44	39	35	26
L_{WA}	Exhaust	dB(A)	68	61	61	62	61	58	53	44

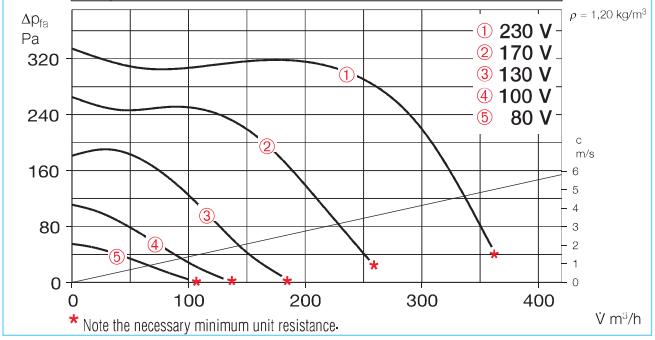

* Note the necessary minimum unit resistance.

SB 160 D

Frequency		Hz	Total	125	250	500	1k	2k	4k	8k
L_{WA}	Case breakout	dB(A)	50	47	44	41	34	32	30	28
L_{WA}	Intake	dB(A)	67	65	60	53	44	48	46	45
L_{WA}	Exhaust	dB(A)	79	68	71	72	69	71	69	69

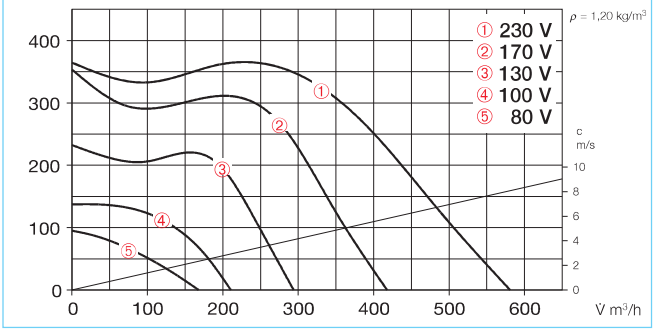

SVS 160 K

Frequency		Hz	Total	125	250	500	1k	2k	4k	8k
L_{WA}	Case breakout	dB(A)	52	38	47	50	40	37	32	31
L_{WA}	Intake	dB(A)	63	58	61	50	40	45	44	38
L_{WA}	Exhaust	dB(A)	70	60	66	65	59	56	56	48

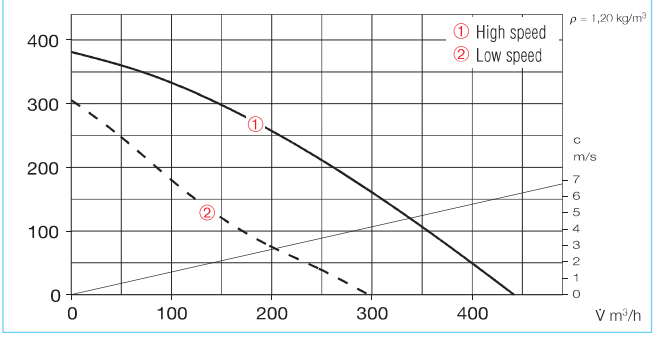

SVS 160 L

Frequency		Hz	Total	125	250	500	1k	2k	4k	8k
L_{WA}	Case breakout	dB(A)	58	40	53	55	46	44	38	31
L_{WA}	Intake	dB(A)	66	60	64	58	50	47	48	35
L_{WA}	Exhaust	dB(A)	75	62	67	73	66	63	63	51

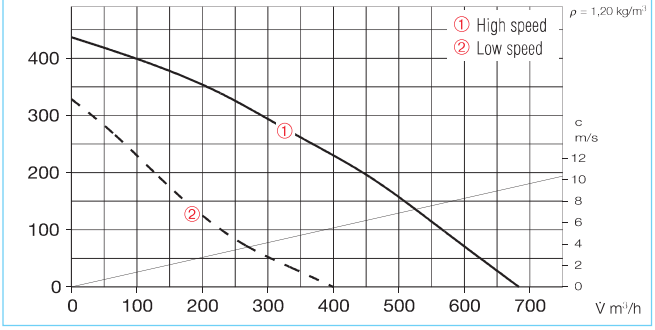

Accessories

Flexible sleeve
Type FM 160 Ref. no. 1684
Supplied with two hose clips as standard; for installation between fan and duct system. Prevents sound and vibration transmission to ducting and corrects small site misalignments. For intake or extract two sleeves are needed for complete isolation.



Gravity shutter
Type VK 160 Ref. no. 0892
Automatic made from polymer, white.

Fixed grille
Type G 160 Ref. no. 0893
Made from polymer, white.

Guard
Type SGR 160 Ref. no. 5069
For intake and extract installation. Made from galvanised steel.

Backdraught shutter
Type RSK 160 Ref. no. 5669
Automatic, made from metal.

Flexible circular attenuator
Type FSD 160 Ref. no. 0678
Spigotted aluminium attenuator with 50 mm insulation. Length 1 m.



Air filter box
LFBR 160 G4 Ref. no. 8578
LFBR 160 F7 Ref. no. 8532
Air filter with large surface area for installation in ducting.

Electric heater battery
EHR-R 1,2/160 1,2 kW No. 9434
EHR-R 2,4/160 2,4 kW No. 9435
EHR-R 5/160 5,0 kW No. 8710
– with integrated temp. control
EHR-R 2,4/160 TR 2,4 kW No. 5294
Room or duct sensor (TFK/TFR, accessories) required.

Temperature control system for electric heater battery EHR-R
Type EHS Ref. no. 5002

Warm water heater battery
Type WHR 160 Ref. no. 9481
Compact heat exchanger for in-line installation.



Temperature control system for warm water heater battery
Type WHST 300 T38 No. 8817

SilentBox® SB

acousticline

Virtually noise-free with high air flow volumes against high resistances. Ideal for maintenance and cleaning.

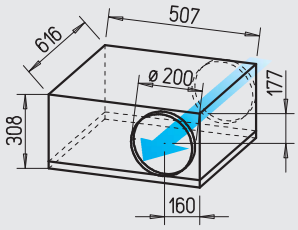

Dim. in mm

SlimVent SVS

acousticline

Ultra low profile. Ideal for applications with limited installation space. With sound-insulating mineral wool lining for particularly noise-free operation.

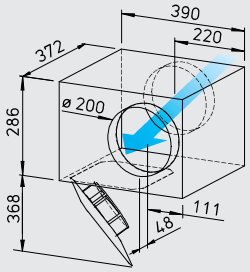

Dim. in mm

Similarities SB and SVS

Installation
Installation in any position without restriction – horizontally, vertically or pitched – suitable for intake or extract (Exception: SVS must not be installed with the swing-out motor-impeller unit facing upward).

Motor
Totally enclosed external rotor motor with ball bearings, impregnated windings insulation class F, designed for continuous operation, maintenance free and interference-free.

Specification SilentBox®

Casing
Like an internal attenuator. Acoustically lined with abrasive resistant 50 mm thick mineral fibreboard. Four quick release clamps permit easy access to motor scroll and impeller set. Swing out motor and impeller. Spigots on intake and exhaust twin-seal rubber gaskets fit standard ducts. All parts manufactured from galvanised sheet steel.

Impeller
With backward curved high-quality polymer blades. Inflow via inlet cone.

Electrical connection
Terminal box (IP 54) is supplied with a 60 cm long electric cable.

Motor protection
With thermal contacts wired in series with the windings. To reset the thermal contacts the main supply must be switched off and on.

Speed control
Stepless 0 – 100 % using electronic controller or 5 step transformer controller (see table).

Protection class
IP 44

Specification SlimVent SVS

Casing
Extremely flat casing in longer design with more than 50 mm thick sound-absorbing mineral wool lining and glass fibre surface. The acoustic box which is placed in front of the fan reduces the sound level for the intake significantly. The sound pressure level is reduced to a smaller extent (see sound levels in the tables above the performance curves).

The swing out motor and impeller unit permits maintenance and cleaning without disassembly of system components. The swing-out range must be considered for the inspection flap.

Impeller
Energy-saving centrifugal impeller with backward curved blades from high quality polymer. Dynamically balanced for low noise operation.

Electrical connection
Terminal box (IP 54) mounted on running cable.

Motor protection
With thermal contacts wired in series with the windings which automatically reset after cooling.

Speed control
Stepless 0 – 100 % by use of electronic controller or 5 step transformer controller (see table).

Protection class
When installed in ducting the fan is rated IP 44.

Information	Page
Techn. description	296
Selection chart	297
Information for planning	10 on
Modular system	294

Type	Ref. no.	Air flow volume (FID)	R.P.M.	Sound press. case breakout	Motor power	Current full load	Current control	Wiring diagram	max. air flow temp. full load	max. air flow temp. control	Weight net approx.	Transformer-speed controller 5-step Type	Transformer-speed controller 5-step Ref. no.	Electronic* speed controller, stepless flush / surface Type	Electronic* speed controller, stepless flush / surface Ref. no.
		V m³/h	min⁻¹	db(A) in 1 m	W	A	A	No.	+°C	+°C	kg	Type	Ref. no.	Type	Ref. no.
Type SilentBox® SB, 1 ph. motor, 230 V, 50 Hz, capacitor motor, IP 33															
SB 200 C	9510	810	2520	44	105	0.46	0.46	508	70	70	19.0	**TSW 1,5**	1495	**ESU 1 / ESA 1**	0236 / 0238
SB 200 D	9564	1030	2700	48	160	0.69	0.83	508	70	50	19.7	**TSW 1,5**	1495	**ESU 1 / ESA 1**	0236 / 0238
Type SVS, 1 ph. motor, 230 V, 50 Hz, capacitor motor, IP 33															
SVS 200 K	0132	940	2710	55	163	0.71	0.83	508	70	50	9.2	**TSW 1,5**	1495	**ESU 1 / ESA 1**	0236 / 0238

* In noise relevant cases, transformer controllers must be provided. An electronic controller can trigger a distracting magnetisation noise.

SB 200 C

Frequency		Hz	Total	125	250	500	1k	2k	4k	8k
L_{WA}	Case breakout	dB(A)	51	37	51	40	36	36	29	28
L_{WA}	Intake	dB(A)	62	58	58	49	42	41	38	33
L_{WA}	Exhaust	dB(A)	69	59	65	61	57	60	56	49

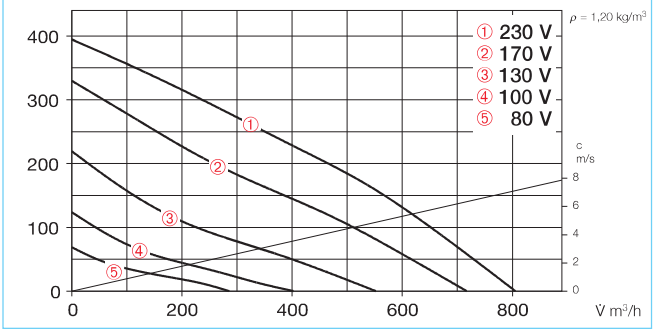

SB 200 D

Frequency		Hz	Total	125	250	500	1k	2k	4k	8k
L_{WA}	Case breakout	dB(A)	55	42	53	48	40	37	32	29
L_{WA}	Intake	dB(A)	65	60	62	57	48	41	40	39
L_{WA}	Exhaust	dB(A)	73	62	68	66	63	62	58	60

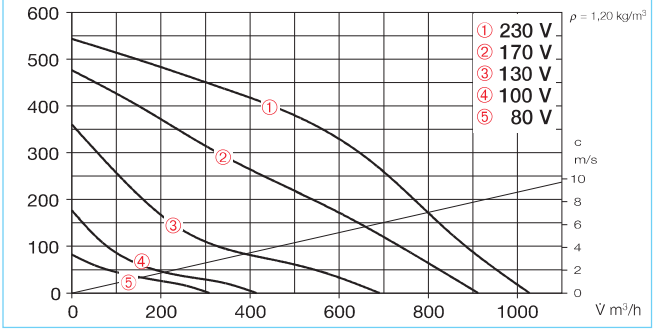

SVS 200 K

Frequency		Hz	Total	125	250	500	1k	2k	4k	8k
L_{WA}	Case breakout	dB(A)	63	45	55	61	50	45	38	35
L_{WA}	Intake	dB(A)	71	65	67	61	54	49	49	46
L_{WA}	Exhaust	dB(A)	81	67	74	78	72	70	66	61

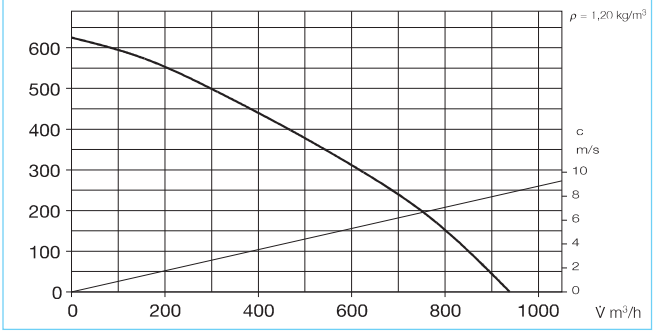

Sound levels

Total sound power levels and the spectrum figures in dB(A) are given for

- Sound level case breakout
- Sound level intake/exhaust

The type table also shows

- Sound pressure case breakout and intake air noise specified as sound pressure in 1 m (free field conditions).

For the SB types, it should be noted that the intake sound level is less than the exhaust sound level.

Accessory details

	Page
Filters, heater batteries and attenuators	421 on
Temperature control systems for heater batteries	427, 431 on
Flexible ventilation ducting, Grilles, adaptors, roof terminations	487 on
Valves	508 on
Speed controllers, switches	525 on

Accessories

Flexible sleeve
Type FM 200 Ref. no. 1670
Supplied with two hose clips as standard; for installation between fan and duct system. Prevents sound and vibration transmission to ducting and corrects small site misalignments. For intake or extract two sleeves are needed for complete isolation.



Gravity shutter
Type VK 200 Ref. no. 0758
Automatic made from polymer, light grey.

Fixed grille
Type RAG 200 Ref. no. 0750
For covering air inlets and outlets on facades. Made from polymer, light grey.

Guard
Type SGR 200 Ref. no. 5066
For intake and extract installation. Made from galvanised steel.

Backdraught shutter
Type RSK 200 Ref. no. 5074
Automatic, made from metal.

Flexible circular attenuator
Type FSD 200 Ref. no. 0679
Spigotted aluminium attenuator with 50 mm insulation. Length 1 m.



Air filter box
LFBR 200 G4 Ref. no. 8579
LFBR 200 F7 Ref. no. 8533
Air filter with large surface area for installation in ducting.

Electric heater battery
EHR-R 1,2/200 1,2 kW No. 9436
EHR-R 2/200 2,0 kW No. 9437
EHR-R 5/200 5,0 kW No. 8711
– with integrated temp. control
EHR-R 5/200 TR 5,0 kW No. 5295
Room or duct sensor (TFK/TFR, accessories) required.

Temperature control system for electric heater battery EHR-R
Type EHS Ref. no. 5002

Warm water heater battery
Type WHR 200 Ref. no. 9482
Compact heat exchanger for in-line installation.



Temperature control system for warm water heater battery
Type WHST 300 T38 No. 8817

SilentBox® SB 250 C

acousticline

Virtually noise-free with high air flow volumes against high resistances. Ideal for maintenance and cleaning.

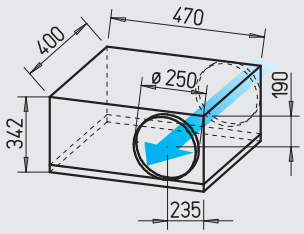

Dim. in mm

SilentBox® SB 250 E

acousticline

Virtually noise-free with high air flow volumes against high resistances. Ideal for maintenance and cleaning.

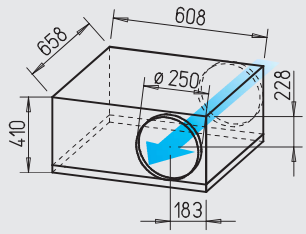

Dim. in mm

Similarities SB 250 C and E

Installation
Installation in any position without restriction – horizontally, vertically or pitched – suitable for intake or extract.

Motor
Totally enclosed external rotor motor with ball bearings, impregnated windings insulation class F, designed for continuous operation, maintenance free and interference-free.

Motor protection
With thermal contacts wired in series with the windings. To reset the thermal contacts the main supply must be switched off and on.

Speed control
Stepless 0 – 100 % by use of electronic controller or 5 step transformer controller (see table).

Electrical connection
Terminal box (IP 54) is supplied with a 60 cm long electric cable.

Protection class
IP 44.

Specification SB 250 C

Casing
Like an internal attenuator. Acoustically lined with abrasive resistant 50 mm thick mineral fibreboard. For quick release clamps permit easy access to motor scroll and impeller set. Extractable motor and impeller unit. Spigots on intake and exhaust twin-seal rubber gaskets fit standard ducts. All parts manufactured from galvanised sheet steel.

Impeller
Low noise forward curved centrifugal impeller, housed within an aero dynamically shaped scroll from galvanised steel. Bell mouth shaped inlet ring to achieve optimum air flow.

Specification SB 250 E

Casing
Acoustically lined with abrasive resistant 50 mm thick mineral fibreboard. Four quick release clamps permit easy access to motor scroll and impeller set. Swing out motor and impeller unit. Spigots on intake and exhaust twin-seal rubber gaskets fit standard ducts. All parts manufactured from galvanised sheet steel.

Impeller
Low noise forward curved centrifugal impeller, housed within an aerodynamically shaped scroll from galvanised steel. Bell mouth shaped inlet ring to achieve optimum air flow.

Information	Page
Techn. description	296
Selection chart	297
Information for planning	10 on
Modular system	294

Type	Ref. no.	Air flow volume (FID)	R.P.M.	Sound press. case breakout	Motor power	Current full load	Current control	Wiring diagram	max. air flow temp. full load	max. air flow temp. control	Weight net approx.	Transformer-speed controller 5-step Type	Transformer-speed controller 5-step Ref. no.	Electronic* speed controller, stepless flush / surface Type	Electronic* speed controller, stepless flush / surface Ref. no.
		V̇ m³/h	min⁻¹	db(A) in 1 m	W	A	A	No.	+°C	+°C	kg	Type	Ref. no.	Type	Ref. no.
Type SilentBox® SB, 1 ph. motor, 230 V, 50 Hz, capacitor motor, IP 44 (C), IP 33 (E)															
SB 250 C	9512	960	2120	43	255	1.13	1.13	508	50	50	18.0	**TSW 1,5**	1495	**ESU 3 / ESA 3**	0237 / 0239
SB 250 E	9565	1080	2690	45	165	0.71	0.86	508	70	50	33.4	**TSW 1,5**	1495	**ESU 1 / ESA 1**	0236 / 0238

* In noise relevant cases, transformer controllers must be provided. An electronic controller can trigger a distracting magnetisation noise.

SB 250 C

Frequency		Hz	Total	125	250	500	1k	2k	4k	8k
L_{WA}	Case breakout	dB(A)	47	38	45	39	34	36	35	36
L_{WA}	Intake	dB(A)	63	59	58	55	50	47	46	44
L_{WA}	Exhaust	dB(A)	70	61	60	63	62	63	61	58

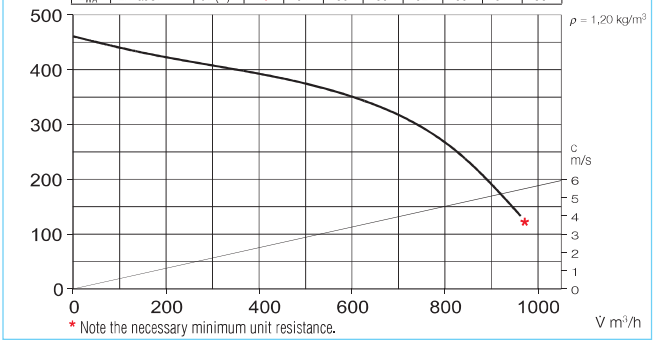

* Note the necessary minimum unit resistance.

SB 250 E

Frequency		Hz	Total	125	250	500	1k	2k	4k	8k
L_{WA}	Case breakout	dB(A)	52	38	51	44	38	33	30	28
L_{WA}	Intake	dB(A)	62	55	57	47	50	46	44	46
L_{WA}	Exhaust	dB(A)	73	57	69	63	65	66	61	62

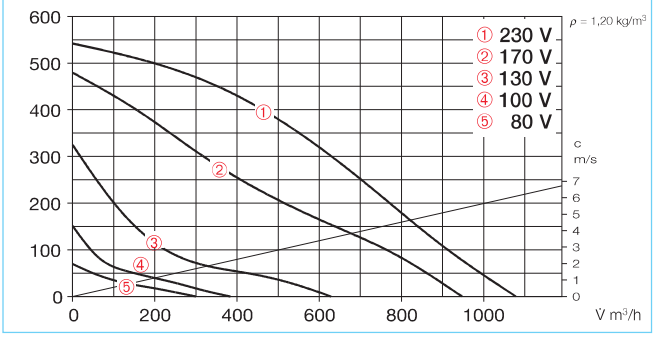

Sound levels

Total sound power levels and the spectrum figures in dB(A) are given for

- Sound level case breakout
- Sound level intake/exhaust
  The type table also shows
- Sound pressure case breakout and intake air noise specified as sound pressure in 1 m (free field conditions).
  It should be noted that the intake sound level is less than the exhaust sound level.

Accessory details

	Page
Filters, heater batteries and attenuators	421 on
Temperature control systems for heater batteries	427, 431 on
Flexible ventilation ducting, Grilles, adaptors, roof terminations	487 on
Valves	508 on
Speed controllers, switches	525 on

Accessories

Flexible sleeve
Type FM 250 Ref. no. 1672
Supplied with two hose clips as standard; for installation between fan and duct system. Prevents sound and vibration transmission to ducting and corrects small site misalignments. For intake or extract two sleeves are needed for complete isolation.



Gravity shutter
Type VK 250 Ref. no. 0759
Automatic made from polymer, light grey.

Fixed grille
Type RAG 250 Ref. no. 0751
For covering air inlets and outlets on facades. Made from polymer, light grey.

Guard
Type SGR 250 Ref. no. 5067
For intake and extract installation. Made from galvanised steel.

Backdraught shutter
Type RSK 250 Ref. no. 5673
Automatic, made from metal.

Flexible circular attenuator
Type FSD 250 Ref. no. 0680
Spigotted aluminium attenuator with 50 mm insulation. Length 1 m.



Air filter box
LFBR 250 G4 Ref. no. 8580
LFBR 250 F7 Ref. no. 8534
Air filter with large surface area for installation in ducting.

Electric heater battery
EHR-R 6/250 6,0 kW No. 8712
– with integrated temp. control
EHR-R 6/250 TR 6,0 kW No. 5296
Room or duct sensor (TFK/TFR, accessories) required.

Temperature control system for electric heater battery EHR-R
Type EHS Ref. no. 5002

Warm water heater battery
Type WHR 250 Ref. no. 9483
Compact heat exchanger for in-line installation.



Temperature control system for warm water heater battery
Type WHS HE Ref. no. 8319

SilentBox® SB 315 and SBD 315 A

acousticline

Virtually noise-free with high air flow volumes against high resistances. Ideal for maintenance and cleaning.

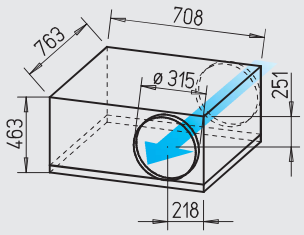

Dim. in mm

SilentBox® SBD 315 B

acousticline

Virtually noise-free with high air flow volumes against high resistances. Ideal for maintenance and cleaning.

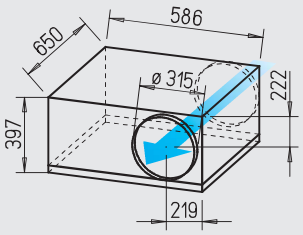

Dim. in mm

Similarities SB 315, SBD 315 A and B

Installation
Installation in any position without restriction – horizontally, vertically or pitched – suitable for intake or extract.

Impeller
SB 315 and SBD 315 A with backward curved high-quality polymer blades. Inflow via inlet cone.
SBD 315 B as described on the right.

Motor
Totally enclosed external rotor motor with ball bearings, impregnated windings insulation class F, designed for continuous operation, maintenance free and interference-free.

Motor protection
With thermal contacts wired to the terminal block and must be connected to a motor protection unit (see type table).

Speed control
Through voltage reduction by means of 5 step transformer or electronic controller (stepless).

Electrical connection
Terminal box (IP 54) is supplied with a 60 cm long electric cable.

Protection class
IP 54.

Specification SB 315 and SBD 315 A

Casing
Like an internal attenuator. Acoustically lined with abrasive resistant 50 mm thick mineral fibreboard. Four quick release clamps permit easy access to motor scroll and impeller set. Swing out motor and impeller unit. Spigots on intake and exhaust twin-seal rubber gaskets fit standard ducts. All parts manufactured from galvanised sheet steel.

Specification SBD 315 B

Casing
Like an internal attenuator. Acoustically lined with abrasive resistant 50 mm thick mineral fibreboard. Four quick release clamps permit easy access to motor scroll and impeller set. Fan and spiral casing freely accessible. Swing out motor and impeller unit. Spigots on intake and exhaust twin-seal rubber gaskets fit standard ducts. All parts manufactured from galvanised sheet steel.

Impeller
Low noise forward curved centrifugal impeller, housed within an aerodynamically shaped scroll from galvanised steel. Bell mouth shaped inlet ring to achieve optimum air flow.

Type	Ref. no.	Air flow volume (FID)	R.P.M.	Sound press. case breakout	Motor power	Current full load	Current control	Wiring diagram	max. air flow temp. full load	max. air flow temp. control	Weight net approx.	Speed controller 5-step without motor protection unit	Ref. no.	Speed controller 5-step with motor protection unit	Ref. no.
		V m^3/h	min^{-1}	db(A) in 1 m	W	A	A	No.	+°C	+°C	kg	**Type**	Ref. no.	**Type**	Ref. no.
Type SilentBox® SB, 1 ph. motor, 230 V, 50 Hz, capacitor motor, IP 54															
SB 315	9515	2420	1420	51	310	1.70	1,80	536.1	60	60	45	**TSW 3,0** [1]	1496	—	—
Type SilentBox® SBD, 3 ph. motor, 230/400 V, 50 Hz, IP 54															
SBD 315 A	9718	2200	1350	47	215	0.73/0.42	0.44	860	60	60	46.0	**TSD 0,8** [2]	1500	**RDS 1**	1314
SBD 315 B	9583	2250	1290	50	640	2.40/1.40	1.40	860	60	60	43.4	**TSD 3,0** [2]	1502	**RDS 2**	1315

[1] required full motor protection device, Type MW, No. 1579, see accessories.
[2] required full motor protection device, Type MD, No. 5849, see accessories.

SB 315

Frequency		Hz	Total	125	250	500	1k	2k	4k	8k
L_{WA}	Case breakout	dB(A)	58	52	56	42	38	33	31	27
L_{WA}	Intake	dB(A)	66	63	62	47	40	40	36	33
L_{WA}	Exhaust	dB(A)	74	69	69	60	64	58	53	45

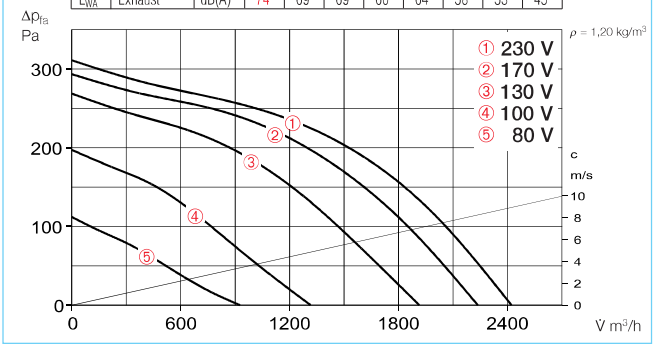

SBD 315 A

Frequency		Hz	Total	125	250	500	1k	2k	4k	8k
L_{WA}	Case breakout	dB(A)	54	51	51	37	36	31	29	28
L_{WA}	Intake	dB(A)	64	62	57	41	35	35	32	29
L_{WA}	Exhaust	dB(A)	70	68	64	53	53	51	50	38

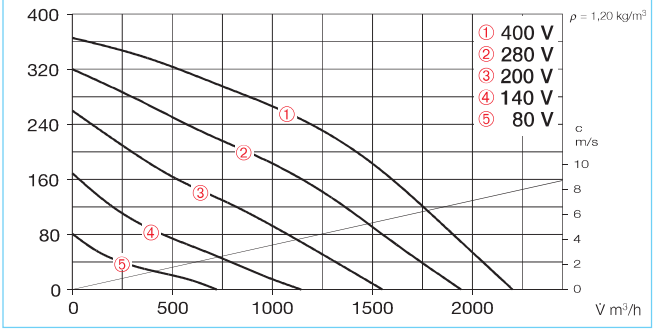

SBD 315 B

Frequency		Hz	Total	125	250	500	1k	2k	4k	8k
L_{WA}	Case breakout	dB(A)	57	54	52	46	44	41	38	31
L_{WA}	Intake	dB(A)	69	66	63	50	53	54	50	46
L_{WA}	Exhaust	dB(A)	85	70	73	77	79	79	77	71

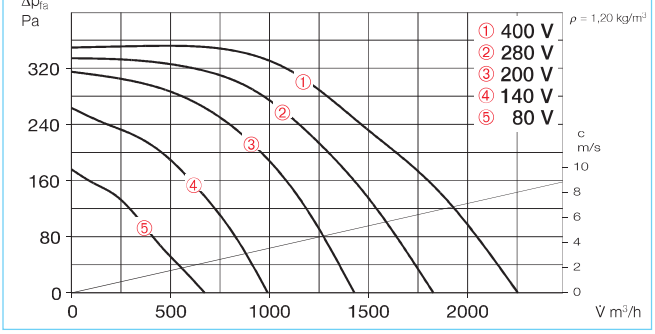

Sound levels

Total sound power levels and the spectrum figures in dB(A) are given for

- Sound level case breakout
- Sound level intake/exhaust

The type table also shows

- Sound pressure case breakout and intake air noise specified as sound pressure in 1 m (free field conditions).

It should be noted that the intake sound level is less than the exhaust sound level.

Accessory details

	Page
Filters, heater batteries and attenuators	421 on
Temperature control systems for heater batteries	427, 431 on
Flexible ventilation ducting, Grilles, adaptors, roof terminations	487 on
Valves	508 on
Speed controllers, switches	525 on

Accessories

Flexible sleeve
Type FM 315 Ref. no. 1674
Supplied with two hose clips as standard; for installation between fan and duct system. Prevents sound and vibration transmission to ducting and corrects small site misalignments. For intake or extract two sleeves are needed for complete isolation.



Gravity shutter
Type VK 315 Ref. no. 0760
Automatic made from polymer, light grey.

Fixed grille
Type RAG 315 Ref. no. 0752
For covering air inlets and outlets on facades. Made from polymer, light grey.

Guard
Type SGR 315 Ref. no. 5068
For intake and extract installation. Made from galvanised steel.

Backdraught shutter
Type RSK 315 Ref. no. 5674
Automatic, made from metal.

Flexible circular attenuator
Type FSD 315 Ref. no. 0681
Spigotted aluminium attenuator with 50 mm insulation. Length 1 m.



Air filter box
LFBR 315 G4 Ref. no. 8581
LFBR 315 F7 Ref. no. 8535
Air filter with large surface area for installation in ducting.

Electric heater battery
EHR-R 6/315 6,0 kW No. 8713
– with integrated temp. control
EHR-R 6/315 TR 6,0 kW No. 5301
Room or duct sensor (TFK/TFR, accessories) required.

Temperature control system for electric heater battery EHR-R
Type EHS Ref. no. 5002

Warm water heater battery
Type WHR 315 Ref. no. 9484
Compact heat exchanger for in-line installation.



Temperature control system for warm water heater battery
Type WHS HE Ref. no. 8319

SilentBox® SB 355 and SB 400

acoustic line

Virtually noise-free with high air flow volumes against high resistances. Ideal for maintenance and cleaning.

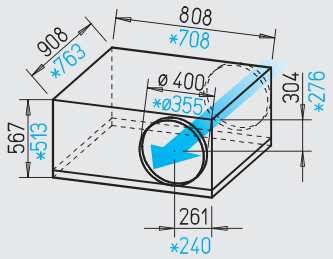

Dim. in mm

*SB 355, SB 400

SilentBox® SBD 355 and SBD 400

acoustic line

Virtually noise-free with high air flow volumes against high resistances. Ideal for maintenance and cleaning.

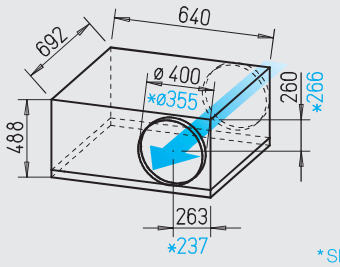

Dim. in mm

*SBD 355, SBD 400

Similarities SB 355 and SB 400, SBD 355 and SBD 400

Installation
Installation in any position without restriction – horizontally, vertically or pitched – suitable for intake or extract.
Make sure that there is free accessibility to the cover. To keep sound levels inside the ventilated rooms as low as possible we recommend the fan is installed as remote as possible.

Motor
Totally enclosed external rotor motor with ball bearings, impregnated windings insulation class F, designed for continuous operation, maintenance free and interference-free.

Motor protection
With thermal contacts wired to the terminal block and must be connected to a motor protection unit (see type table).

Speed control
Through voltage reduction by means of 5 step transformer or electronic controller (stepless).

Electrical connection
Terminal box (IP 54) is supplied with a 60 cm long electric cable.

Protection class
IP 54.

Sound levels
See page 367.

Specification SB 355 and SB 400

Casing
Like an internal attenuator. Acoustically lined with abrasive resistant 50 mm thick mineral fibreboard. Four quick release clamps permit easy access to motor scroll and impeller set. Swing out motor and impeller unit. Spigots on intake and exhaust twin-seal rubber gaskets fit standard ducts. All parts manufactured from galvanised sheet steel.

Impeller
Backward curved high-quality polymer impeller. Inflow via inlet cone.

Specification SBD 355 and SBD 400

Casing
Like an internal attenuator. Acoustically lined with abrasive resistant 50 mm thick mineral fibreboard. Four quick release clamps permit easy access to motor scroll and impeller set. Fan and spiral casing freely accessible. Swing out motor and impeller unit. Spigots on intake and exhaust twin-seal rubber gaskets fit standard ducts. All parts manufactured from galvanised sheet steel.

Impeller
Low noise forward curved centrifugal impeller, housed within an aerodynamically shaped scroll from galvanised steel. Bell mouth shaped inlet ring to achieve optimum air flow.

Type	Ref. no.	Air flow volume (FID)	R.P.M.	Sound press. case breakout	Motor power	Current full load	Current control	Wiring diagram	max. air flow temp. full load	max. air flow temp. control	Weight net approx.	Speed controller 5-step without motor protection unit	Ref. no.	Speed controller 5-step with motor protection unit	Ref. no.
		V m³/h	min⁻¹	db(A) in 1 m	W	A	A	No.	+°C	+°C	kg	Type	Ref. no.	Type	Ref. no.
Type SilentBox® SB, 1 ph. motor, 230 V, 50 Hz, capacitor motor, IP 54															
SB 355	6158	2960	1400	52	345	1.8	1.9	536.1	60	60	47.0	**TSW 3,0** [1]	1496	—	—
SB 400	6159	3930	1320	51	500	2.3	2.5	536.1	60	60	61.0	**TSW 3,0** [1]	1496	—	—
Type SilentBox® SBD, 3 ph. motor, 230/400 V, 50 Hz, IP 54															
SBD 355	9969	3330	1310	51	1470	4.6/2.6	2.8	860	45	45	47.0	**TSD 5,5** [2]	1503	**RDS 7**	1578
SBD 400	9623	3450	1310	50	1470	4.6/2.6	2.7	860	45	45	47.0	**TSD 5,5** [2]	1503	**RDS 7**	1578

1) required full motor protection device, Type MW, No. 1579, see accessories.
2) required full motor protection device, Type MD, No. 5849, see accessories.

SB 355

Frequency		Hz	Total	125	250	500	1k	2k	4k	8k
L_{WA}	Case breakout	dB(A)	59	53	58	44	38	33	30	27
L_{WA}	Intake	dB(A)	70	69	63	48	43	42	38	34
L_{WA}	Exhaust	dB(A)	75	71	71	62	65	61	55	48

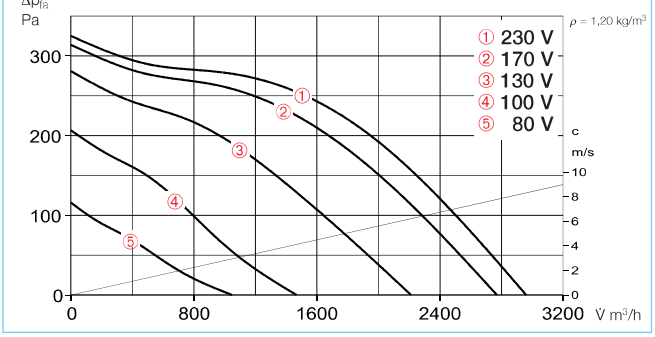

SB 400

Frequency		Hz	Total	125	250	500	1k	2k	4k	8k
L_{WA}	Case breakout	dB(A)	58	54	55	45	39	36	33	29
L_{WA}	Intake	dB(A)	69	66	62	54	47	44	39	37
L_{WA}	Exhaust	dB(A)	75	70	70	62	67	61	57	49

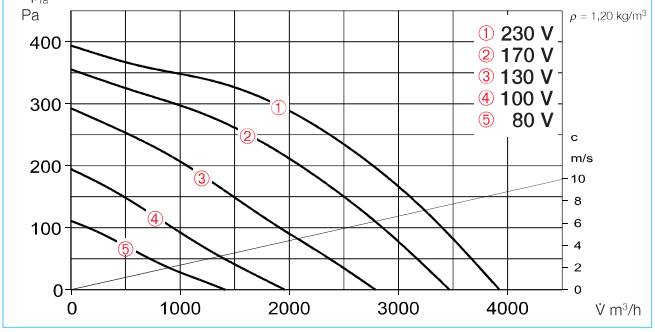

SBD 355

Frequency		Hz	Total	125	250	500	1k	2k	4k	8k
L_{WA}	Case breakout	dB(A)	58	51	55	46	46	44	42	35
L_{WA}	Intake	dB(A)	72	68	64	53	58	61	59	57
L_{WA}	Exhaust	dB(A)	87	71	75	77	80	82	80	74

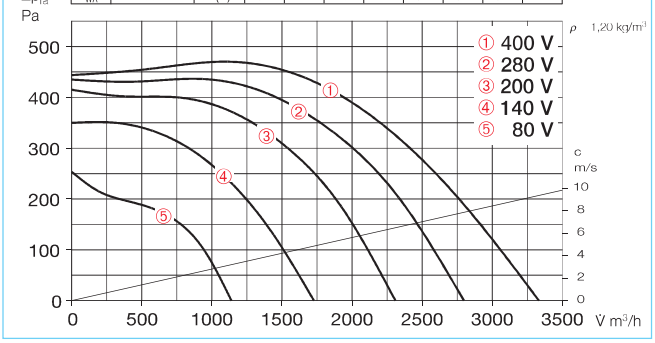

SBD 400

Frequency		Hz	Total	125	250	500	1k	2k	4k	8k
L_{WA}	Case breakout	dB(A)	57	50	54	48	47	44	41	34
L_{WA}	Intake	dB(A)	72	68	65	53	58	59	55	50
L_{WA}	Exhaust	dB(A)	91	77	80	79	86	86	84	77

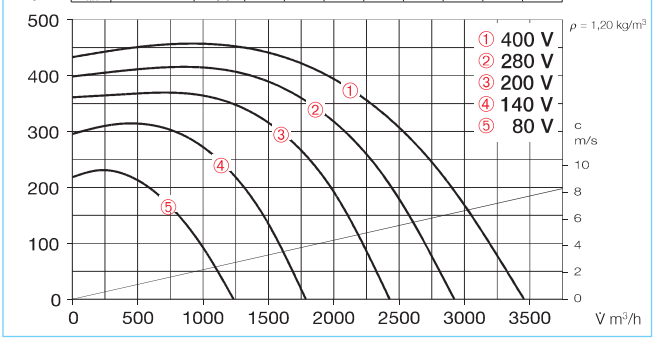

Accessories

Flexible sleeve
Type FM 355 Ref. no. 1675
Type FM 400 Ref. no. 1676
Supplied with two hose clips as standard; for installation between fan and duct system. Prevents sound and vibration transmission to ducting and corrects small site misalignments. For intake or extract two sleeves are needed for complete isolation.



Gravity shutter
Type VK 355 Ref. no. 0761
Type VK 400 Ref. no. 0762
Automatic made from polymer, light grey.

Fixed grille
Type RAG 355 Ref. no. 0753
Type RAG 400 Ref. no. 0754
For covering air inlets and outlets on facades. Made from polymer, light grey.

Backdraught shutter
Type RSK 355 Ref. no. 5650
Type RSK 400 Ref. no. 5651
Automatic, made from metal.

Flexible circular attenuator
Type FSD 355 Ref. no. 0682
Type FSD 400 Ref. no. 0683
Spigotted aluminium attenuator with 50 mm insulation. Length 1 m.

Air filter box
LFBR 355 G4 Ref. no. 8583
LFBR 355 F7 Ref. no. 8536
LFBR 400 G4 Ref. no. 8582
LFBR 400 F7 Ref. no. 8537
Air filter with large surface area and capacity for installation in ducting. Connections with double lip seals, adapted to standard Ø.

Electric heater battery
EHR-R 9/355 9,0 kW No. 8656
EHR-R 9/400 9,0 kW No. 8657
– with integrated temp. control
EHR-R 9/355 TR 9,0 kW No. 5297
EHR-R 9/400 TR 9,0 kW No. 5299
Room or duct sensor (TFK/TFR, accessories) required.



Temperature control system for electric heater battery EHR-R
Type EHSD 16 Ref. no. 5003

Warm water heater battery
Type WHR 355 Ref. no. 8790
Type WHR 400 Ref. no. 9524



Temperature control system for warm water heater battery
Type WHS HE Ref. no. 8319